

A Pragmatic Trader's Approach

TRADERSEXCLUSIVE: February 2, 2022

2022 Outlook with SunnyBands

Sunny J. Harris

Wednesday Feb 2, 2022: 10:45am PT / 1:45pm ET

My Passion is Helping Beginners

- And Intermediate Traders
- This talk is for:
 - Traders who have not yet become Wildly Successful
 - People who have not traded much and want to learn
 - Folks who want to improve trading results
 - Thus, for beginners/intermediates of both types

DISCLAIMER

IMPORTANT: THE RISK OF LOSS IN TRADING STOCKS, FUTURES, OPTIONS, CASH CURRENCIES AND OTHER LEVERAGED TRANSACTION PRODUCTS CAN BE SUBSTANTIAL. THEREFORE ONLY "RISK CAPITAL" SHOULD BE USED. STOCKS, FUTURES, OPTIONS, CASH CURRENCIES AND OTHER LEVERAGED TRANSACTION PRODUCTS ARE NOT SUITABLE INVESTMENTS FOR EVERYONE. THE VALUATION OF STOCKS, FUTURES, OPTIONS, CASH CURRENCIES AND OTHER LEVERAGED TRANSACTION PRODUCTS MAY FLUCTUATE AND AS A RESULT CLIENTS MAY LOSE MORE THAN THE AMOUNT ORIGINALLY INVESTED AND MAY ALSO HAVE TO PAY MORE LATER. CONSIDER YOUR FINANCIAL CONDITION BEFORE DECIDING TO INVEST OR TRADE.

ALL RESULTS SHOWN ARE HYPOTHETICAL, NOT ACTUAL RESULTS.

HYPOTHETICAL PERFORMANCE RESULTS HAVE MANY INHERENT LIMITATIONS, SOME OF WHICH ARE DESCRIBED BELOW. NO REPRESENTATION IS BEING MADE THAT ANY ACCOUNT WILL OR IS LIKELY TO ACHIEVE PROFITS OR LOSSES SIMILAR TO THOSE SHOWN. IN FACT, THERE ARE FREQUENTLY SHARP DIFFERENCES BETWEEN HYPOTHETICAL PERFORMANCE RESULTS AND THE ACTUAL RESULTS ACHIEVED BY ANY PARTICULAR TRADING PROGRAM.

ONE OF THE LIMITATIONS OF HYPOTHETICAL PERFORMANCE RESULTS IS THAT THEY ARE GENERALLY PREPARED WITH THE BENEFIT OF HINDSIGHT. IN ADDITION, HYPOTHETICAL TRADING DOES NOT INVOLVE FINANCIAL RISK, AND NO HYPOTHETICAL TRADING RECORD CAN COMPLETELY ACCOUNT FOR THE IMPACT OF FINANCIAL RISK IN ACTUAL TRADING. FOR EXAMPLE, THE ABILITY TO WITHSTAND LOSSES OR TO ADHERE TO A PARTICULAR TRADING PROGRAM IN SPITE OF TRADING LOSSES ARE MATERIAL POINTS WHICH CAN ALSO ADVERSELY AFFECT ACTUAL TRADING RESULTS. THERE ARE NUMEROUS OTHER FACTORS RELATED TO THE MARKETS IN GENERAL OR TO THE IMPLEMENTATION OF ANY SPECIFIC TRADING PROGRAM WHICH CANNOT BE FULLY ACCOUNTED FOR IN THE PREPARATION OF HYPOTHETICAL PERFORMANCE RESULTS AND ALL OF WHICH CAN ADVERSELY AFFECT ACTUAL TRADING RESULTS.

DISCLAIMER

Past performance is not a predictor of future results.

All investing involves risk of loss and individual investments may vary. The examples provided may not be representative of typical results.

Your capital is at risk when you invest — you can lose some or all of your money.

Never risk more than you can afford to lose.

For more details, [see our full disclosures and details.](#)

Description

- Many folks have started their trading/investing portfolios with choice stocks
- Not all know how to pick stocks
- I will be using some of my proprietary indicators for this talk
- I will teach you how I use SunnyBands to trade futures, stocks & crypto for my own account

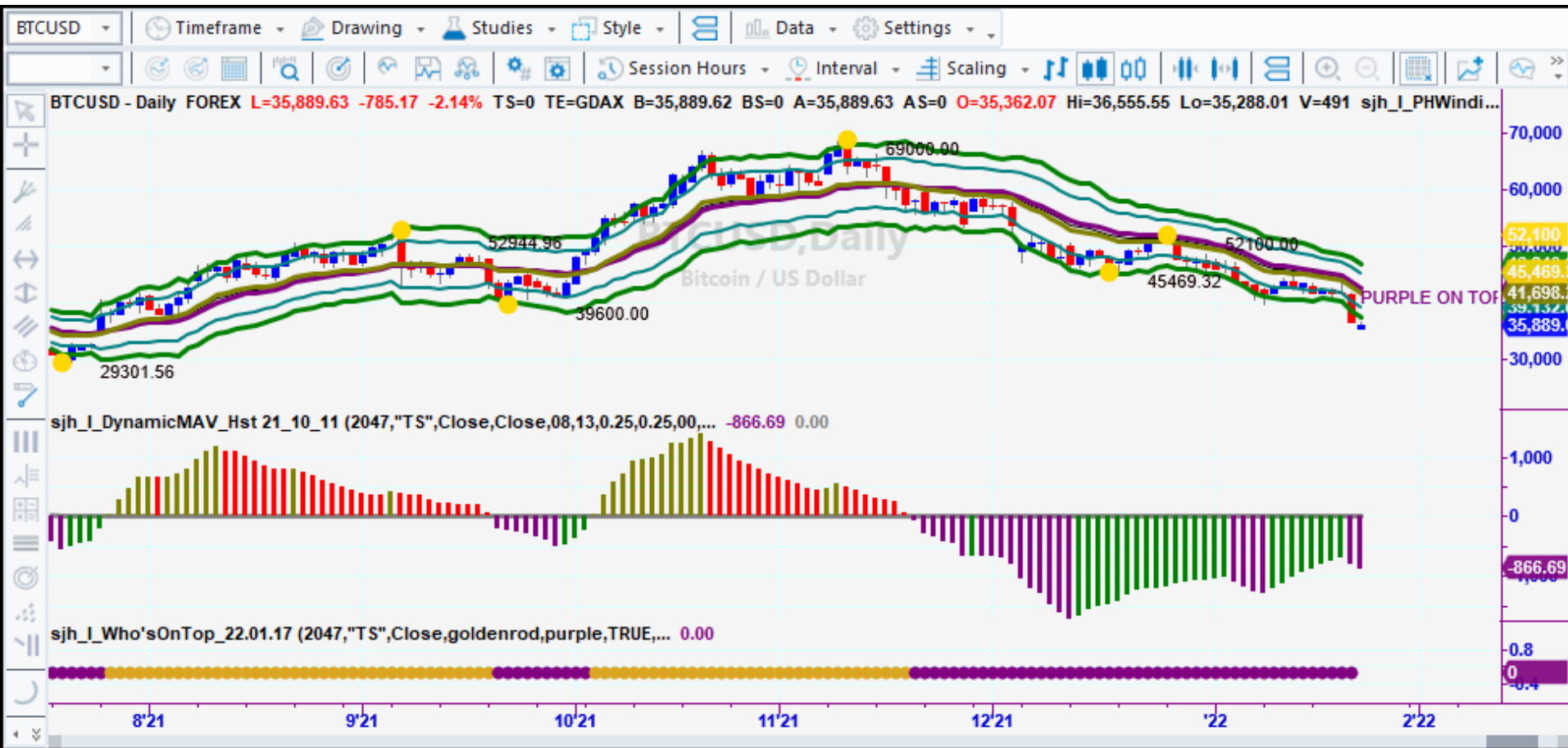
I am a Trader

- And have been for 41 years
- I trade both Futures & Stocks
- I do not trade Options. I only know how to lose with options.
- I'll tell you a bit about myself, but
- First let me show you how I trade

What I Trade

- S&P 500 futures contract
 - 1 min & 5 min charts
 - It's The Most Difficult market to trade
 - I've been doing it for 41 years
- Long-term stock holdings
 - A week or more
- And a little bit of crypto currencies

My DMA_H & SunnyBands



This is the kind of insight

- You can get for **FREE** by [Signing up](#) for my free Sunday night “[Sunny Side of the Street](#)” Technical Newsletter
- Email me if you can't find it
- sunny@moneymentor.com
- OR click above
- I will post a PDF on my website for members (Membership is FREE)

Quick Overview

#1 Trader
TWICE
With 365.4%
and 178% profit

Using **SunnyBands**
and my **DMA**
(Dynamic Moving
Average)

EQUITY-BASED CTA RANKING

Top 100 Most profitable CTAs for 1994 managing under \$10 Million

Advisor Name and Group Rank	VAMI Return	Overall Rank	Equity Return	Overall Rank	Net Profit (Millions \$)
1 Roark International, Ltd.	365.5%	1	181.2%	1	0.04
2 KMJ Capital Management (Diversified)	64.7%	11	152.2%	2	4.97
3 Saxon Investment Corporation (Aggressive Diversified)	142.1%	2	137.6%	3	2.00
4 Templeton Futures Ltd.	94.6%	4	107.4%	4	0.07
5 Dennis J. Minogue, CTA	15.0%	81	86.2%	5	0.04
6 Groesman, Gerald	96.7%	3	77.7%	6	0.68
7 Bonanza Capital Management	54.8%	17	69.6%	7	1.02
8 Tucson Asset Management (Double Leverage)	72.7%	9	62.8%	8	0.03
9 PanPacific Trading Company	78.5%	7	60.7%	9	0.09
10 Daniel R. Meyer	75.0%	8	59.2%	10	0.28
11 DGM Commodity Corporation (Cotton Trading Partners)	82.7%	6	58.9%	11	1.08
12 Saxon Investment Corporation	63.9%	12	57.7%	12	1.25
13 Capital Asset Management	54.5%	18	56.0%	13	0.34
14 Three Crown Capital Partners	27.1%	48	49.5%	14	0.69
15 Beacon Management Corp. (Short Term)	51.6%	20	44.8%	16	0.35
16 Albert Azouvy Management	54.6%	18	44.8%	17	0.17
17 HB Capital Management, Inc.	55.4%	18	44.8%	18	0.61
18 EC Futures	37.9%	29	43.6%	19	1.47
19 Newbreed Capital Management	56.8%	15	42.4%	20	0.02
20 Travel Currency Management	94.5%	5	40.7%	21	0.27
21 Merchant Group, Inc.	51.4%	21	40.7%	22	1.46
22 Dreiss Research Corporation	38.1%	27	40.4%	23	0.29
23 Di Tomasso Group Inc.	71.2%	10	38.5%	24	0.70
24 Motif Trading Corporation	34.9%	34	33.1%	28	0.04
25 Rsithel Investments, Inc.	35.2%	33	30.4%	30	0.15
26 Atlas Capital Management	31.5%	40	29.2%	33	0.75
27 GIC Asset Management (Long-term)	37.8%	30	27.6%	35	0.18
28 Thomas Dreile Ltd.	32.6%	39	26.5%	36	1.95
29 Wizard Trading, Inc. (Currency Portfolio)	18.4%	70	26.3%	38	0.18
30 DGM Trading Specialists	30.9%	41	26.0%	39	0.32
31 Fritz, John	29.0%	46	25.8%	41	0.17
32 Marketvaet, Inc.	42.3%	24	25.1%	43	0.43
33 Tamrah Commodities Ltd. (Diversified Program)	7.6%	143	24.6%	45	0.30
34 Tucson Asset Management (Normal Leverage)	27.5%	48	24.5%	46	0.03
35 George Moldenhauer	47.1%	23	24.3%	48	0.03

Credentials

- BA, MS, PhD Mathematics, AA Photography
- 52 years programming
- 41 years trading
- Systems Programmer for Lockheed
- A Founder of ISSCO - world's leader in computer graphics software (Harvard Graphics)
- Retired at 30
- Gave my millions to money managers (bad idea)
- Taught myself to trade through reading 117 books (now I've read 734)
- Did not enter a single trade for the first year of watching the market
- “Traders’ Catalog & Resource Guide” monthly magazine for 8 years

Credentials

- 5 Best Selling Books

- “Trading 101”,
- “Trading 102”,
- “Electronic Day Trading 101”,
- “Getting Started in Trading”,
- “TradeStation Made Easy!”
- (and “Going Vegan!” with Linda Blair)

- Now working on “EasyLanguage OOEL Made Easy” (with Sam Tennis)

- Articles for

- “Stocks & Commodities”
- “Futures”
- “Active Trader”
- “TradersWorld”
- eSignal Newsletter
- Trading On Target newsletter
- “Modern Trader”
- “Omega” Magazine
- UsingEasyLanguage website
- and more ...



Author & Programmer



About Sunny Harris

- **Critical Acclaim:**
 - *Technical Analysis of Stocks & Commodities* magazine - **Top 10 Consultants**
 - *Technical Analysis of Stocks & Commodities* magazine - **Top 10 Courses & Seminars**
 - Top trader rated by Stark Research
- **Memberships:**
 - Market Technicians' Assn
 - CMT Association
 - DayTraders USA
 - Market Analysts of Southern California
 - Society of Technical Analysts

As a Consultant

- Sunny has been consistently rated in the top 10 consultants by “Stocks & Commodities” magazine.

	Top 10
1	Elliott Wave Institute
2	WinningDayTraders
3	Sunny Harris Enterprises
4	Inductive Solutions, Inc.
5	Day Traders Bulletin
6	Compute-Assist, Inc.
7	BioTech Advisor
8	Ruth Barrons Roosevelt
9	Cybernetic Trading Co.
10	TradeStorm, Inc.

Quips & Quotes



**Education is NOT Expensive;
Lack of Education IS!**

**760-908-3070 PST
sunny@moneymentor.com**

[Home](#) [About](#) [Products & Services](#) [Books & Articles](#) [Resources](#) [Contact](#) [Membership](#) [Quips](#) [Sitemap](#)

Quips & Quotes

Read what others have said about us:

"I love *Trade Station Made Easy* and it is my bible that I read every day. Thank you for your superb knowledge. You are beyond genius." - *Steven F.*

"Thanks very much; I do like hearing from you. Thanks to SunnyBands I now have a net worth above \$1.25 Million." -*Don T.*
[Editor's note: Don started 3 years ago with a \$25,000 account.]

"Loved your articles on System Design and Test in TASC. Are you going to write more articles on the subject?" -*Alvan H*

"I have enjoyed your TSME book. I am just exploring your other offerings." -*Richard L.*

"Just finished TradeStation Made Easy, and I LOVED it! Your insights on testing and optimizing are intelligent and helpful. " -*Bill Z.*

"I just wanted to say that your book, Tradestation Made Easy, is EXCELLENT. Best Regards, - *Bill*"

"Dear Sunny: Thank you very much for your great help. You are wonderful customer's support." -*TW Kim.*

My Facebook Page



Sunny Harris

Trading & Investing since 1981.

EasyLanguage. Author of 5 books, including "TradeStation Made Easy!"

Friends 2340

Photos

Videos

Accessing My FREE Predictions

- If you go to [Facebook](#) and look for [Sunny Harris](#) you'll see where I post my **FREE** market predictions as I see them
- You can Also Opt-In for my FREE “[Sunny Side of the Street](#)” [here](#), Sunday night newsletter
- AND all new [www.moneymentor](#) has been released this past year

How to Make a 6-Figure Income

- \$120,000 / year
- \$120,000 / 12 months = \$10k/mo
- \$10k/mo / 20 days = \$500/day
- 5 trades @ \$100 each!

Introduction

- You probably all know how to buy and hold Stocks
- But what about Futures?
- I'm going to tell you briefly about Trading Futures

So...What Are Futures?

- aka Derivatives (bc value derived from the underlying)
- They are not like stocks in some ways
- They are like stocks in other ways
- If you own a stock, you own a small piece of a real company & can hold forever
- Stocks don't usually drop to \$0
- If you trade futures, you are buying a contract to take delivery of a commodity at a later date
- And you could lose more than your initial investment

Trading on Margin

- You can buy stocks; and if you want to set up a margin account and the stock is “borrowable” then you can short them
- You will have a **margin** account if you trade futures: you are borrowing money from the exchange
- What is “shorting”?
- **Long** is buying in hopes it will go up and you can profit
- **Short** is selling something you don’t own on the promise you’ll buy it back later on the hope it will go down

Are You a TRADER or INVESTOR

- An Investor buys and holds for the long-term
- A Trader gets in and out, goes long and short, hoping to get short-term profits
- I am both
- In two different portfolios

Here's an Investor's Chart

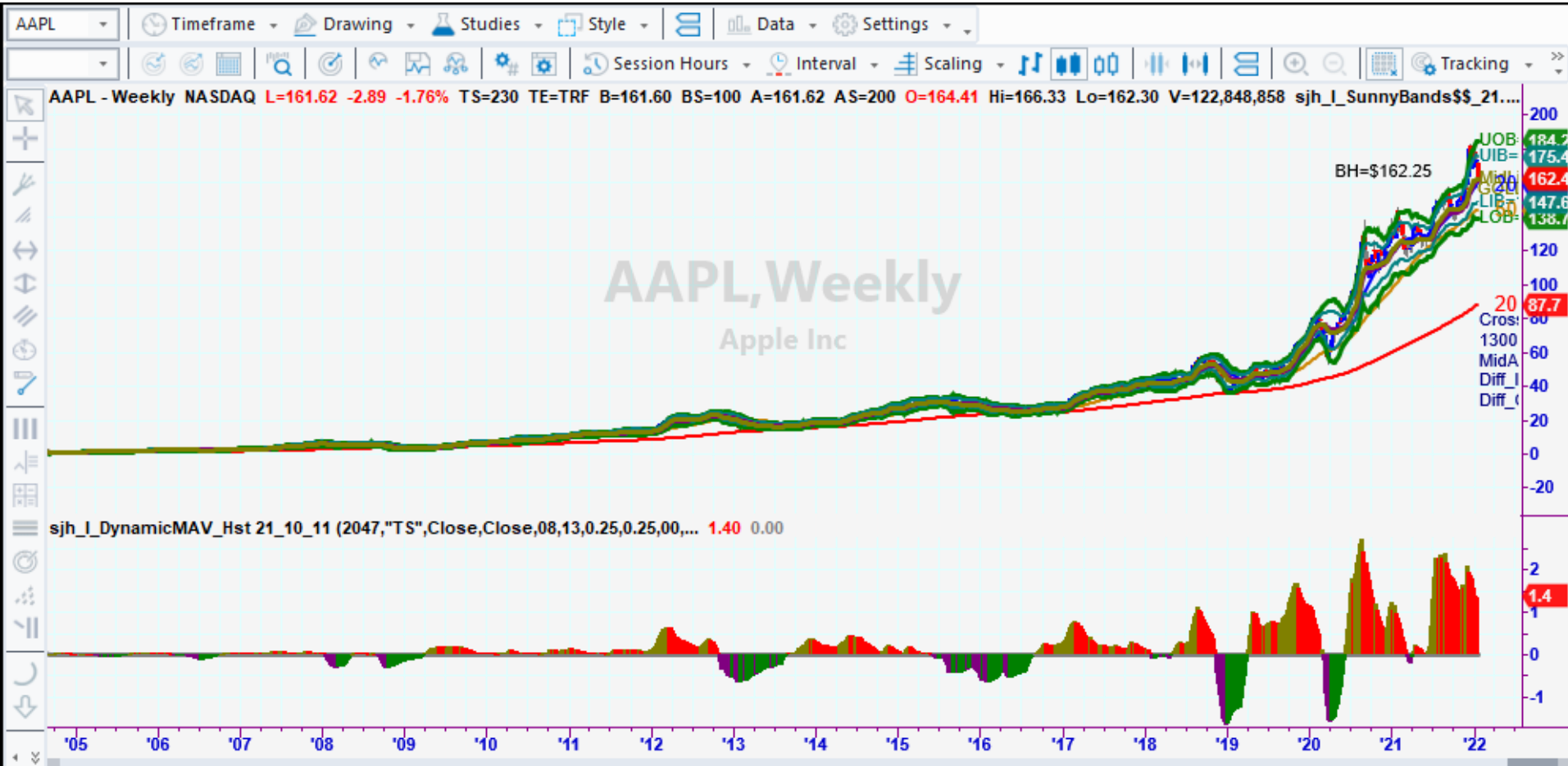


Chart of Long & Short Trades



In the Same Amount of Time

- The Investor made \$162 per share*
- The Trader made \$263 per share*
- If you had started with 100 shares
- The Investor made \$16,200 and the
- Trader made \$26,300

* Theoretically

In the Same Amount of Time

- At a starting value of \$0.07 in 1981
- And current price of \$162
- The Investor made 2,314% and the
- Trader made 3,757% profit
- That's why I am both a Trader & Investor

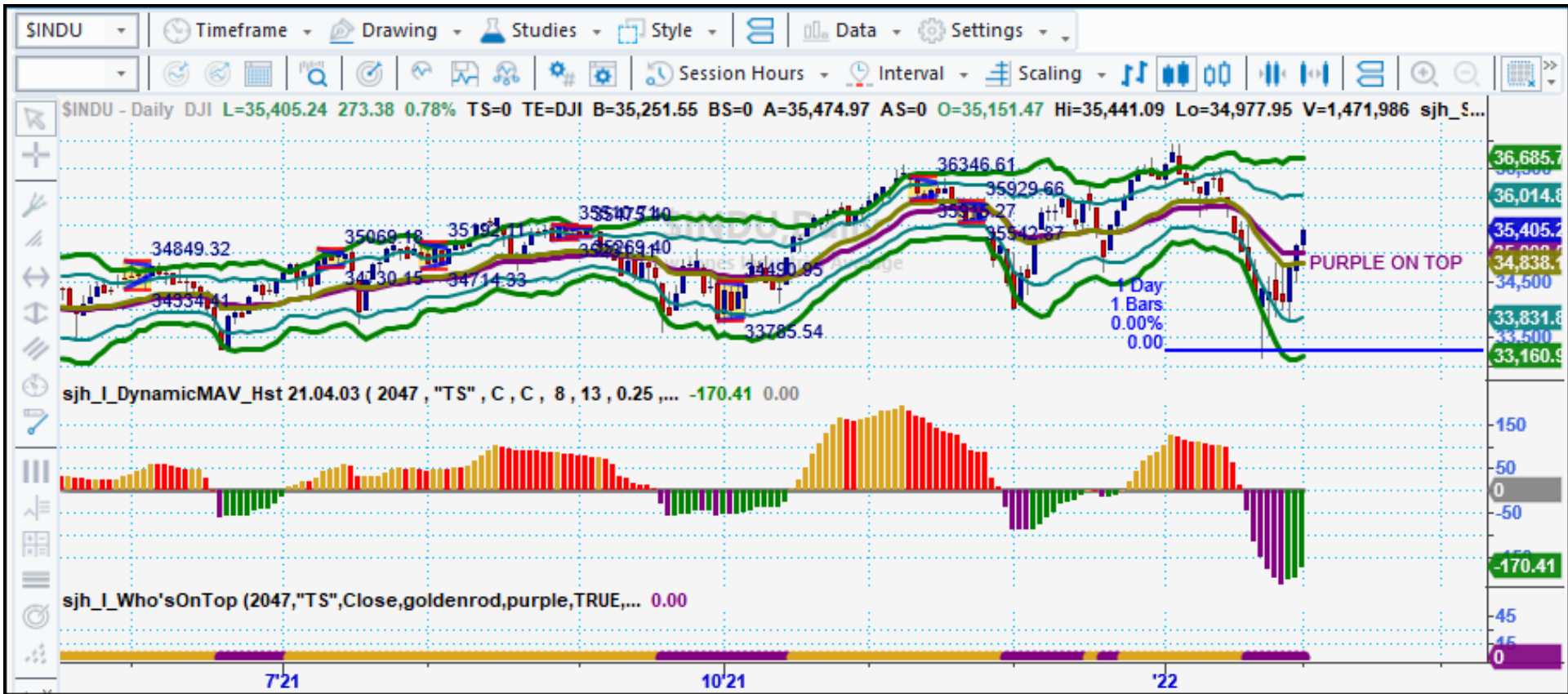
Is It Possible?

- Yes and No
- You can't catch ALL the moves
- According to my research you can only capture about 60% of each move when trading
- But the Investor must sit through long periods of scary negative markets
- While the Trader can go short

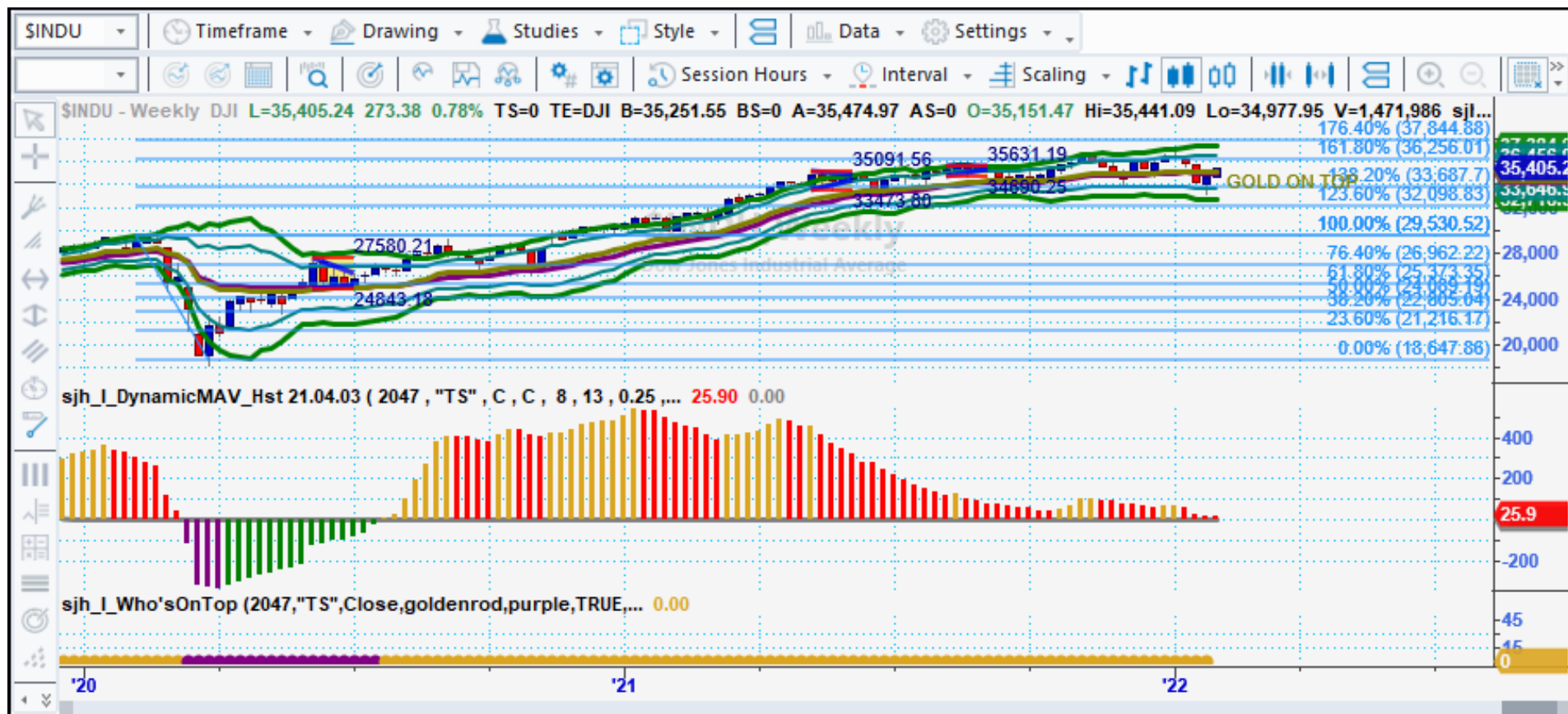
Let's Look at the Dow Jones

- It's something we are all familiar with
- And is reported daily on the News
- We all relate to the numbers
- When they report the Dow is down 300 points, we know what that means
- In the last few weeks it's down 2,879 points from its high
- That's 7.75% so far

Chart of Daily Dow Jones



Dow Jones Weekly

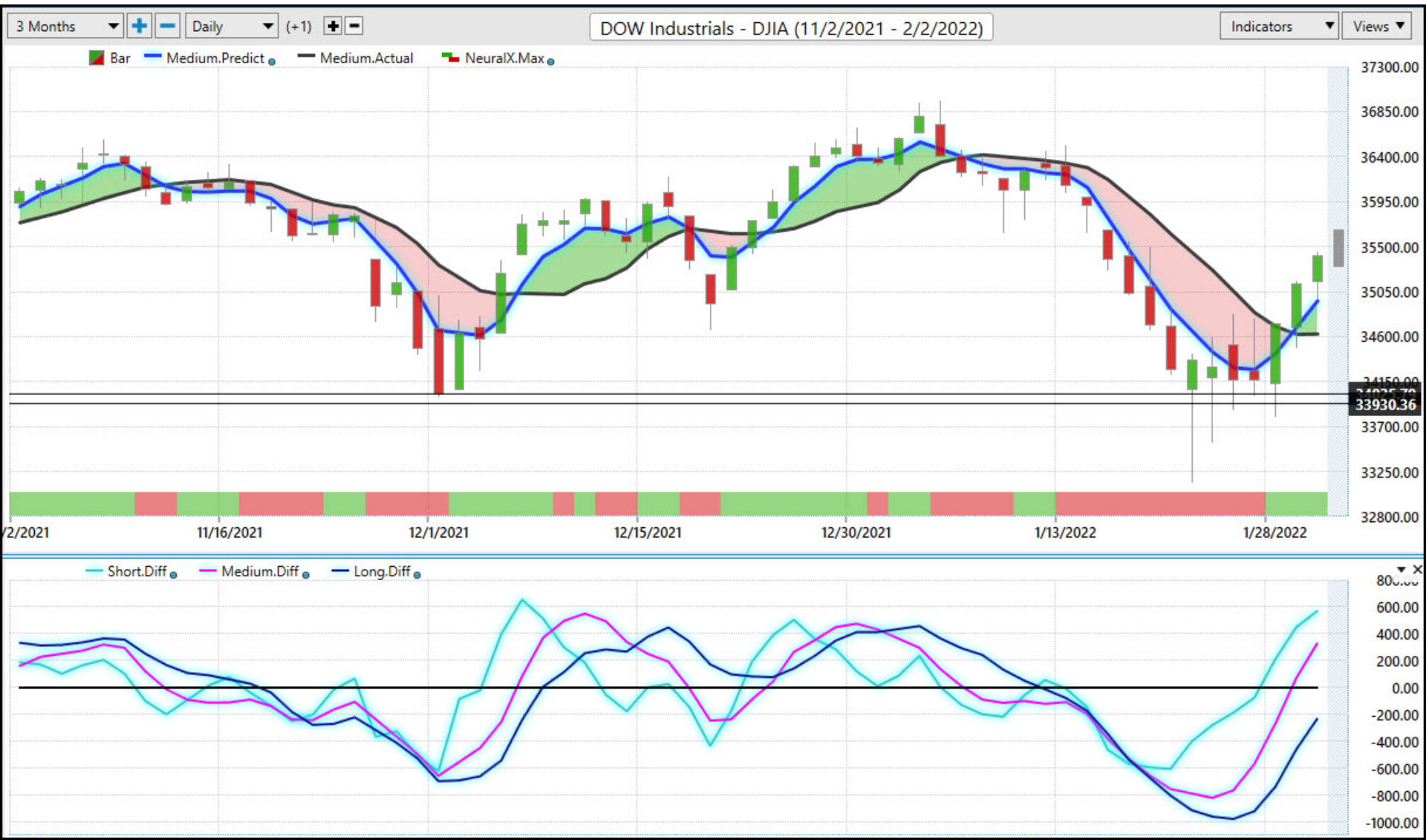


Let's Look at the Dow Jones

- Why do I say, “so far”?
- Let's look at VantagePoint AI Software
- Predictive Software
- Gives me a perspective of where things are likely to end up (or down) tomorrow
- I post it Daily on www.moneymentor.com
- I consult it Every Night before trading the next day

VantagePoint Wed'sdy Prediction

<https://vpai.us/sunnyharris>



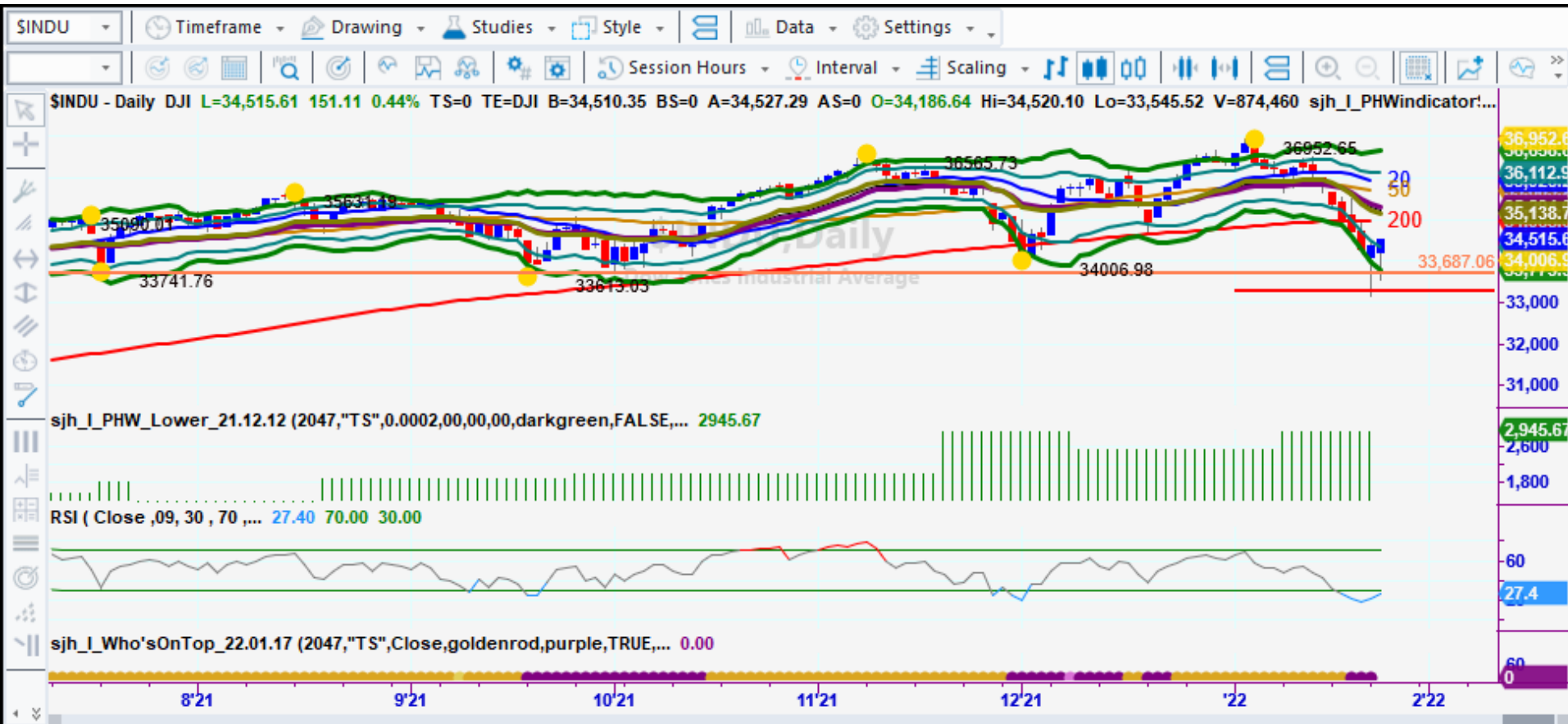
More About the Dow

- Let's look at the “standard” moving averages
- They are quoted in Barron's, IBD and WSJ
- 20-day, 50-day and 200-day
- And then I'll get to my Outlook

Dow w 3 sMAVs



Now on a Daily Chart



So Now That You Know It's Risky

- I'll show you how I trade
- And have been for 41 years
- I'll even sell you my system and
- Teach you exactly how I trade it
- It's the same one that made me #1 trader
Twice
- With Actual Money, not a Contest

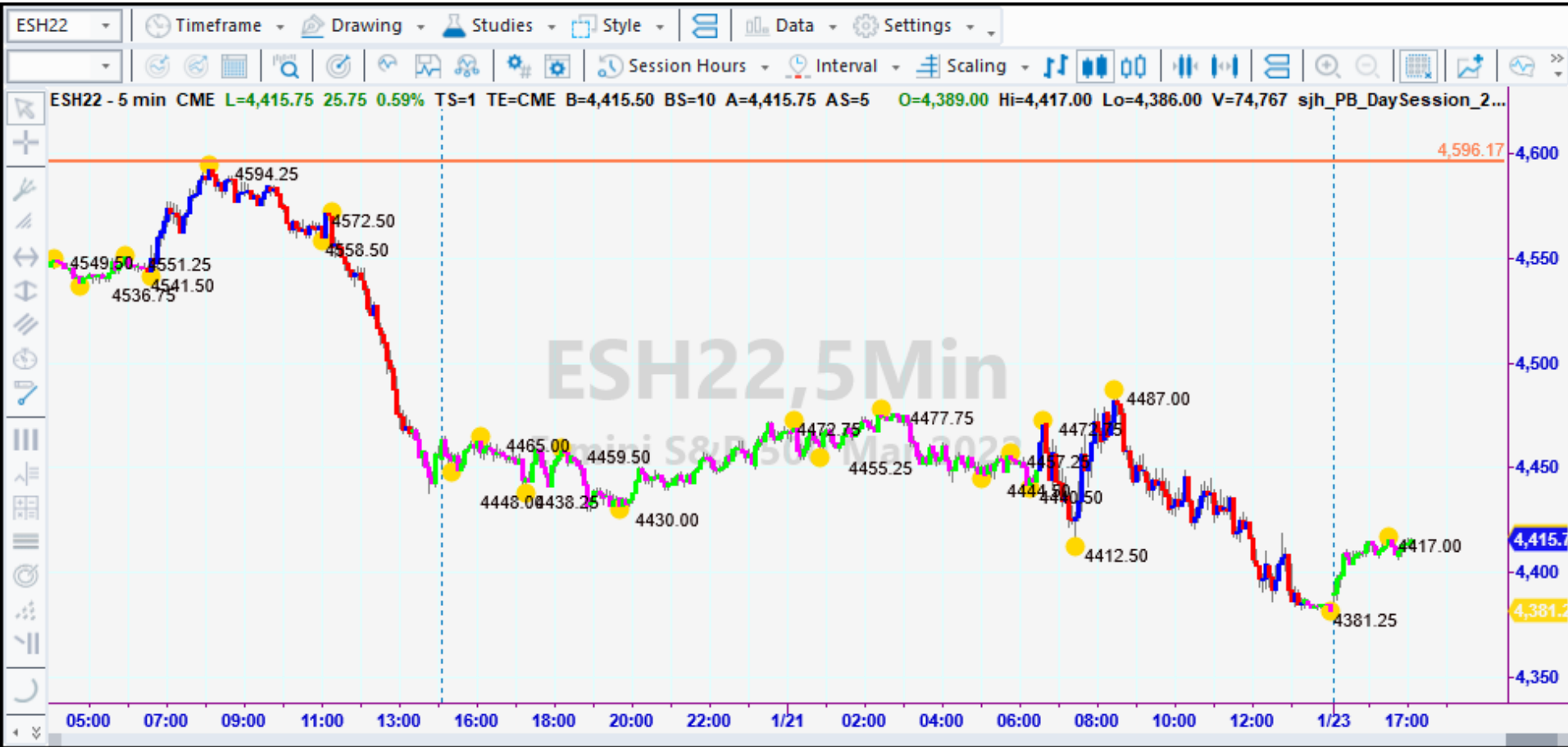
How I Personally Trade

- The 1st things I put on any chart I look at are **Attractors**
 - I coined the term to describe all kinds of S&R including MAVs where price tends to revert to the mean
- The next thing I put on a chart is my **SunnyBands** indicator
 - It is based on my **DynamicMovingAverage** (gold & purple lines) in the center of the bands

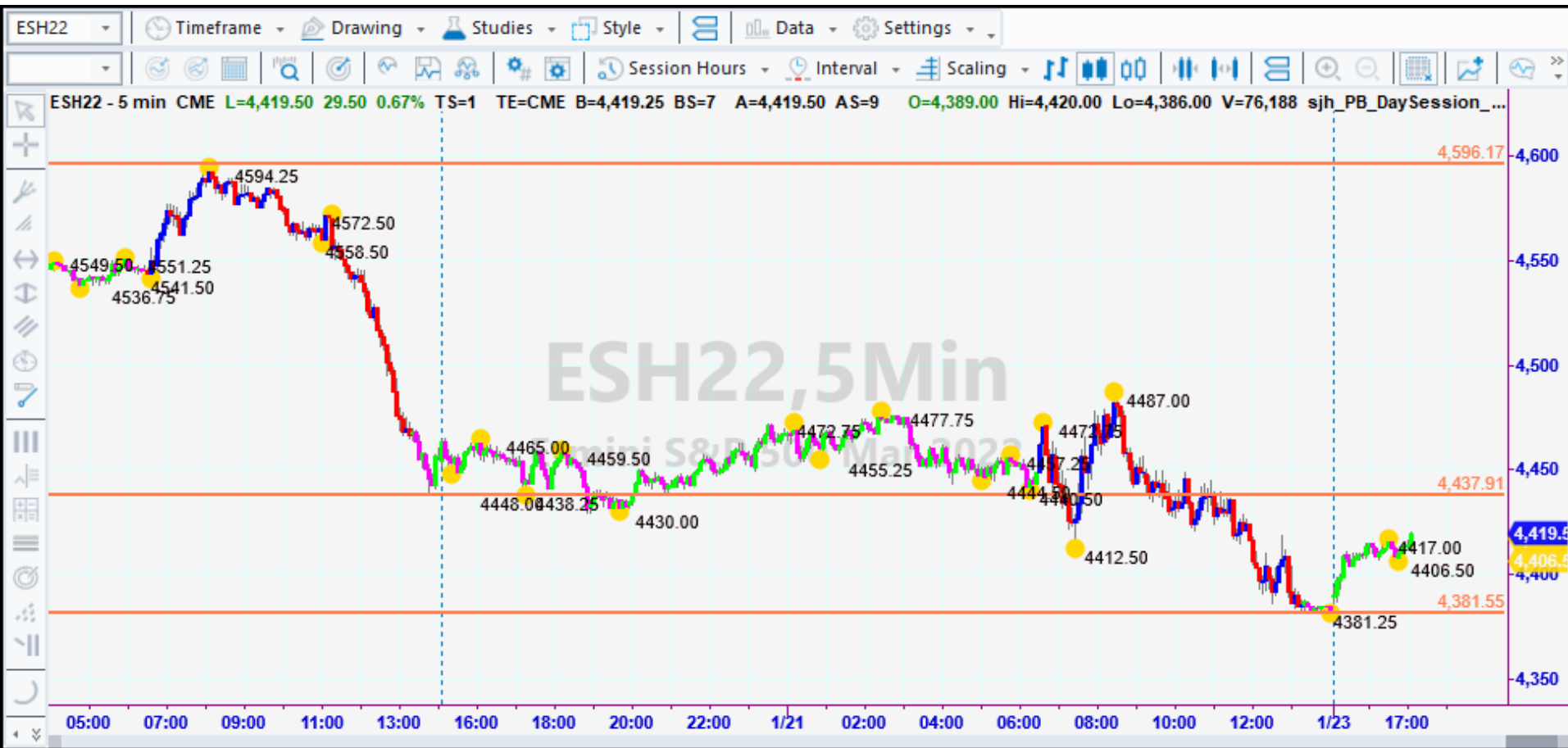
How I Trade: Attractors



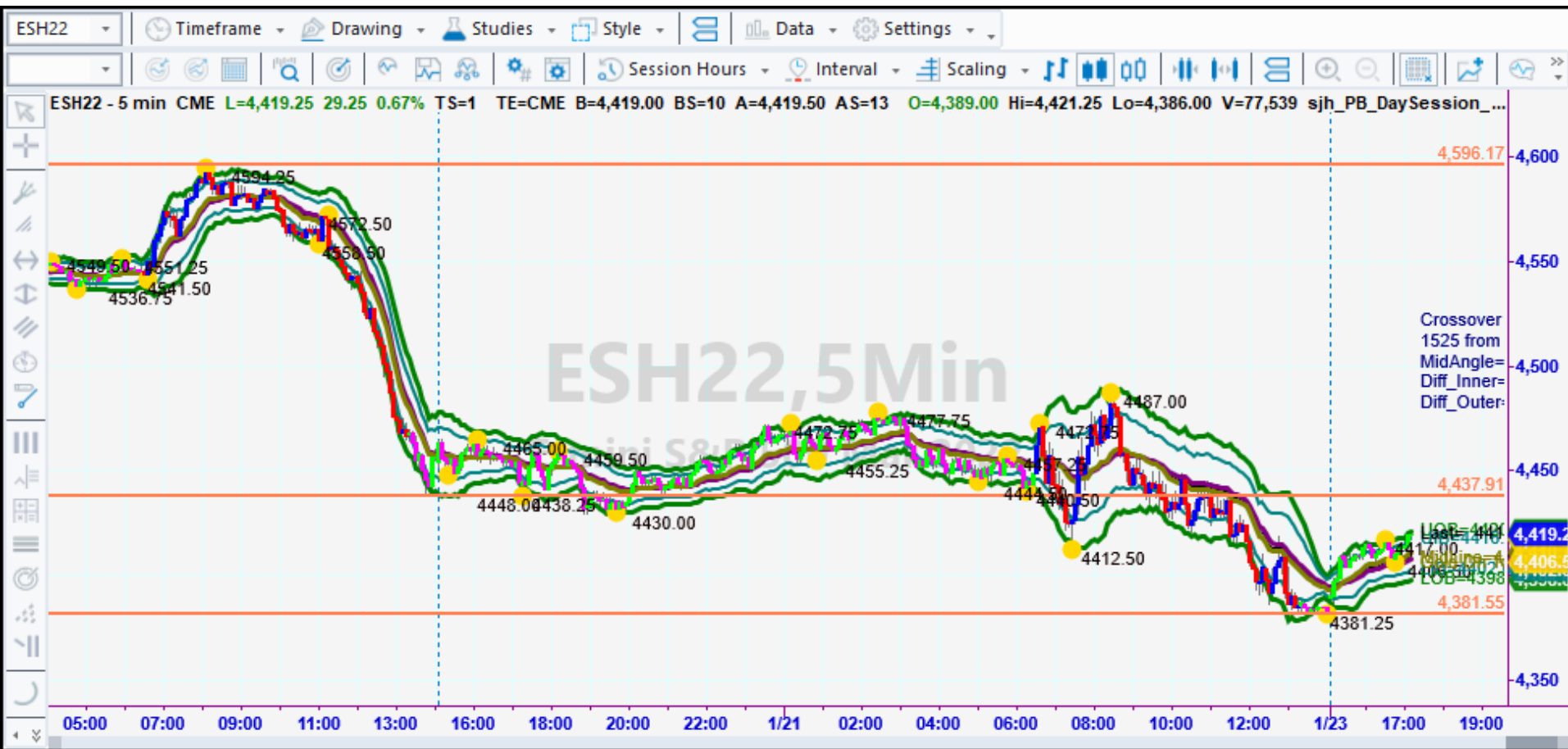
How I Trade: Attractors



How I Trade: Attractors



How I Trade: SunnyBands



Here's How I Choose Stocks

- I don't short stocks
- I buy and hold
- Waiting for a “sell” signal to take profits
- The next chart tells me
 - Which are above the 20-, 50-, & 200-day MAVs
 - Whether my DMA is Bullish or Bearish
 - And what the potential profit is

RadarScreen Indicators



Timeframe Studies Data Settings																											
None																											
Symbol	Interval	Description	Sector	Last	Net Chg	Net %Chg	Bid	Ask	sjh_Bi...	High	Low	Volume Today	sjh_R_MAV3lines				sjh_R_DMA_21_10_13				sjh_PHWindicator\$\$_R_18.07.03						
													20 period ...	50 period ...	200 period ...	s...sj...	SDMA	Dir	MidAngle	DifAngle	Diff	F...L...	L...	BH	Ideal	PHW Total	#Trades
Dow Jones Industrial Average																											
SINDU	Weekly	Dow Jones Ind		34,265.37	-450.03	-1.30%	34,214.75	34,341.36	126.61	34,896.67	34,229.55	1,841,874	35,369.92	34,523.99	28,402.91	10.39	Bullish	▲	-88.75	-88.25	36.72	90 00 37 00	23,830.47	156,286.19	93,771.71	71.00	
AAPL	Weekly	Apple Inc	Technology	161.62	-0.79	-0.49%	161.60	161.62	0.02	0.00	0.00	0	158.17	143.72	87.70	23.83	Bullish	▲	0.97	-1.74	1.40	25 00 41 00	162.16	439.06	263.44	50.00	
AMGN	Weekly	Amgen Inc	Healthcare	227.50	-0.22	-0.10%	225.40	227.50	2.10	0.00	0.00	0	215.05	230.43	213.68	22.04	Bullish	▬	16.31	10.58	0.18	94 00 72 00	167.78	1,554.88	932.93	71.00	
AXP	Weekly	American Expr	Financial	157.83	-0.91	-0.57%	157.83	158.74	0.91	0.00	0.00	0	169.27	161.44	121.89	34.62	Bearish	▼	-14.41	-8.10	-0.28	82 00 74 00	110.92	1,124.06	674.44	75.00	
BA	Weekly	Boeing Co	Capital Goods	204.30	-1.14	-0.55%	203.22	204.65	1.43	0.00	0.00	0	212.09	225.81	278.39	70.11	Bearish	▼	-11.90	0.05	-0.41	88 00 44 00	140.56	2,212.37	1,327.42	63.00	
CAT	Weekly	Caterpillar Inc	Capital Goods	213.16	-0.93	-0.43%	213.16	213.98	0.82	0.00	0.00	0	204.59	214.81	158.28	94.18	Bearish	▼	-1.67	3.76	-3.24	41 00 09 00	193.68	1,418.21	850.93	67.00	
CRM	Weekly	salesforce.com	Technology	216.85	-1.78	-0.81%	211.00	218.34	7.34	0.00	0.00	0	269.85	249.23	188.99	28.26	Bearish	▼	-78.95	-59.35	-4.98	56 00 83 00	215.07	1,142.27	685.36	56.00	
CSCO	Weekly	Cisco Systems	Technology	56.47	-0.21	-0.37%	56.46	56.68	0.22	0.00	0.00	0	57.53	54.61	48.31	27.78	Bullish	▲	-2.13	-3.02	0.50	16 00 88 00	8.52	471.69	283.01	64.00	
CVX	Weekly	Chevron Corp	Energy	126.49	-0.42	-0.33%	126.40	126.80	0.40	0.00	0.00	0	112.96	107.06	107.53	46.98	Bullish	▲	54.58	-3.34	2.49	13 00 91 00	87.78	1,176.70	706.02	68.00	
DIS	Weekly	Disney (Walt) C	Services	137.80	0.42	0.31%	137.52	137.80	0.28	0.00	0.00	0	162.60	174.10	137.47	29.12	Bearish	▼	-70.02	-12.55	-2.83	38 00 38 00	108.00	974.52	584.71	63.00	
DOW	Weekly	Dow Inc	Basic Materials	56.53	-0.19	-0.33%	56.51	66.88	10.37	0.00	0.00	0				20.83	Bearish	▼	-2.73	0.77	-0.62	30 00 72 00	5.42	178.66	107.20	8.00	
GS	Weekly	Goldman Sachs	Financial	342.60	-1.31	-0.38%	342.60	343.91	1.31	0.00	0.00	0	391.33	373.29	253.31	37.84	Bearish	▼	-75.74	-60.12	-2.47	89 00 91 00	257.22	2,711.92	1,627.15	62.00	
HD	Weekly	Home Depot Inc	Services	349.50	0.40	0.11%	349.50	351.88	2.38	0.00	0.00	0	372.39	335.85	248.46	55.87	Bullish	▲	-58.45	-56.02	2.68	94 00 10 00	307.16	1,632.66	979.60	70.00	
HON	Weekly	Honeywell Intl	Capital Goods	205.10	0.00	0.00%	204.15	206.70	2.55	0.00	0.00	0	214.80	219.32	176.51	70.14	Bearish	▼	-27.78	-3.63	-1.45	60 00 10 00	157.50	1,165.44	699.26	68.00	
IBM	Weekly	Intl Business M	Technology	129.30	-0.05	-0.04%	129.00	129.75	0.75	0.00	0.00	0	127.61	130.07	127.49	17.25	Bearish	▼	0.36	0.26	-0.09	88 00 35 00	45.47	1,826.39	1,095.83	78.00	
INTC	Weekly	Intel Corp	Technology	51.90	-0.14	-0.27%	51.88	51.90	0.02	0.00	0.00	0	51.84	55.67	53.08	05.60	Bearish	▼	-0.39	0.67	-0.55	44 00 04 00	19.60	617.18	370.31	76.00	
JNJ	Weekly	Johnson & Johi	Healthcare	164.87	0.00	0.00%	158.00	165.00	7.00	0.00	0.00	0	164.75	166.04	145.79	52.84	Bullish	▲	-1.37	-1.56	0.68	28 00 87 00	115.59	1,023.26	613.96	75.00	
JPM	Weekly	JPMorgan Chas	Financial	144.69	-0.39	-0.27%	144.00	145.00	1.00	0.00	0.00	0	162.10	158.10	122.81	19.37	Bearish	▼	-51.67	-28.44	-0.18	94 00 08 00	101.14	1,104.40	662.64	78.00	
KO	Weekly	Coca-Cola Co	Consumer/Non-	60.45	0.00	0.00%	57.00	60.35	3.35	0.00	0.00	0	56.29	55.00	50.58	40.69	Bullish	▬	17.81	0.11	0.71	75 00 45 00	33.70	329.72	197.83	64.00	
MCD	Weekly	McDonald's Coi	Services	253.12	-1.47	-0.58%	253.12	254.57	1.45	0.00	0.00	0	252.08	238.91	203.23	20.40	Bullish	▲	2.91	-3.45	1.80	50 00 59 00	223.09	1,008.25	604.95	69.00	
MMM	Weekly	3M Co	Capital Goods	172.12	-0.53	-0.31%	172.00	172.12	0.12	0.00	0.00	0	178.54	188.55	181.26	94.70	Bearish	▼	-32.73	-0.68	-1.77	09 00 85 00	116.56	1,342.30	805.38	64.00	
MRK	Weekly	Merck & Co	Healthcare	79.58	-0.40	-0.50%	79.58	80.33	0.75	0.00	0.00	0	78.47	76.19	74.47	67.51	Bullish	▬	2.81	0.74	0.15	53 00 98 00	-1.55	700.28	420.17	71.00	
MSFT	Weekly	Microsoft Corp	Technology	296.30	0.27	0.09%	296.20	296.50	0.30	0.00	0.00	0	317.50	284.04	182.53	71.96	Bearish	▼	-51.52	-46.33	-0.25	13 00 03 00	273.90	921.67	553.00	61.00	

3 MAVS

DMA

PHW

First, I Look at the 3MAVs

- I am looking for Stocks that are above
- All 3 Moving Averages
 - 20-day
 - 50-day &
 - 200-day

Screening for High Performers

- We find stocks showing all Green cells:
 - AAPL (Apple)
 - CVX (Chevron)
 - KO (Coca-Cola)
 - MCD (McDonalds)
 - MRK (Merck)
 - PG (Procter & Gamble)
- We will take a look at the Charts

AAPL (Daily)

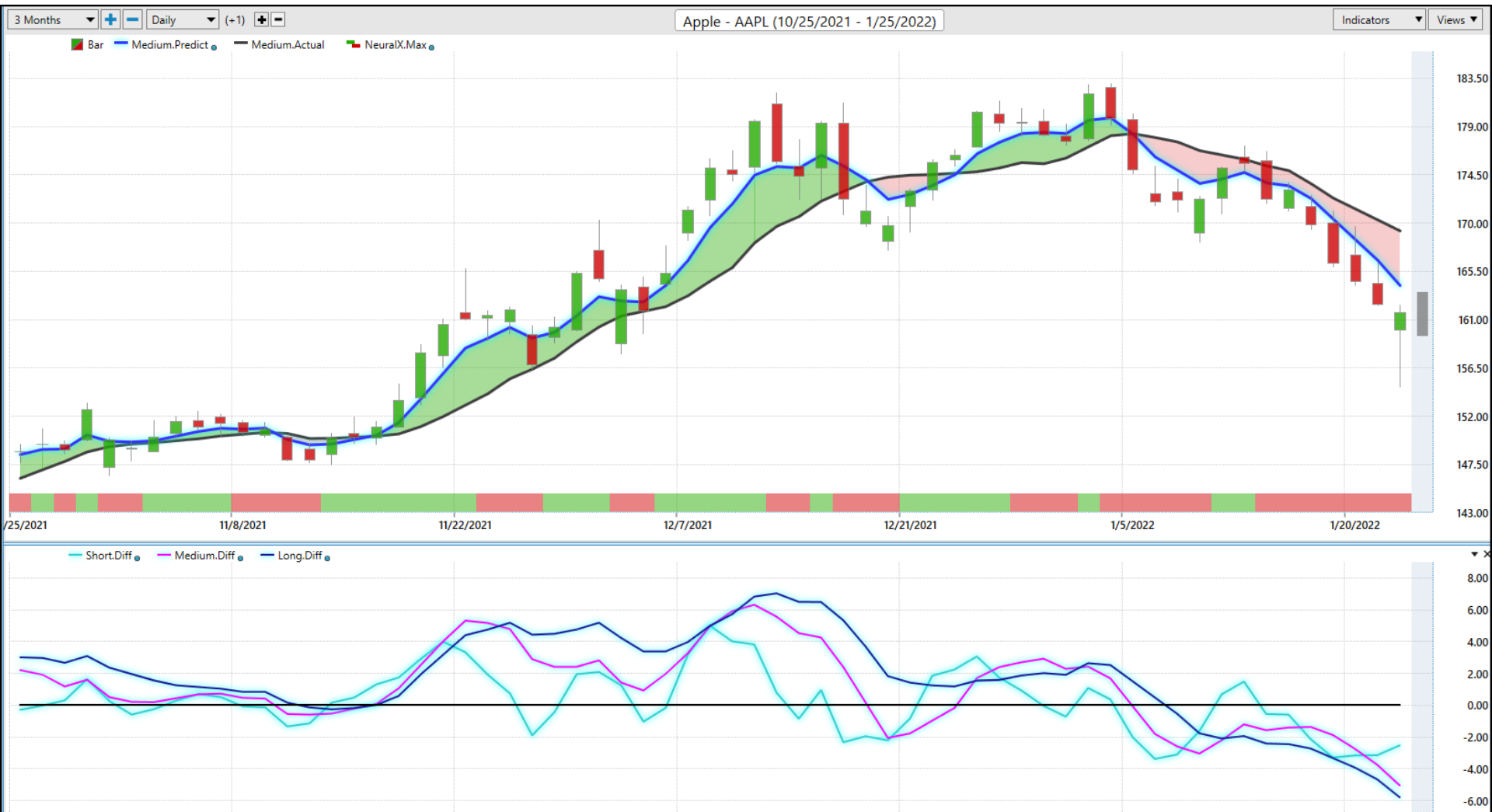


AAPL (Weekly)

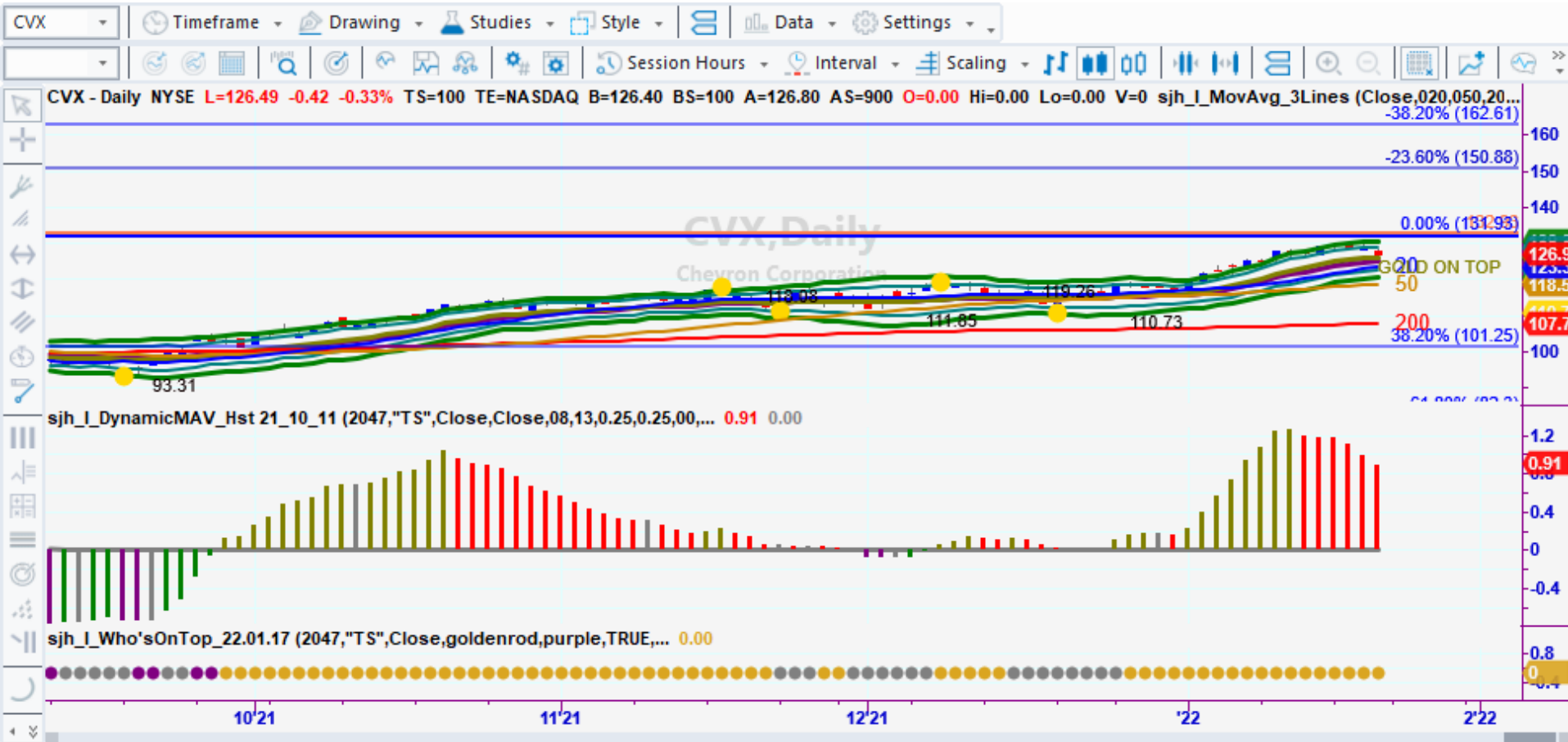


VP Prediction

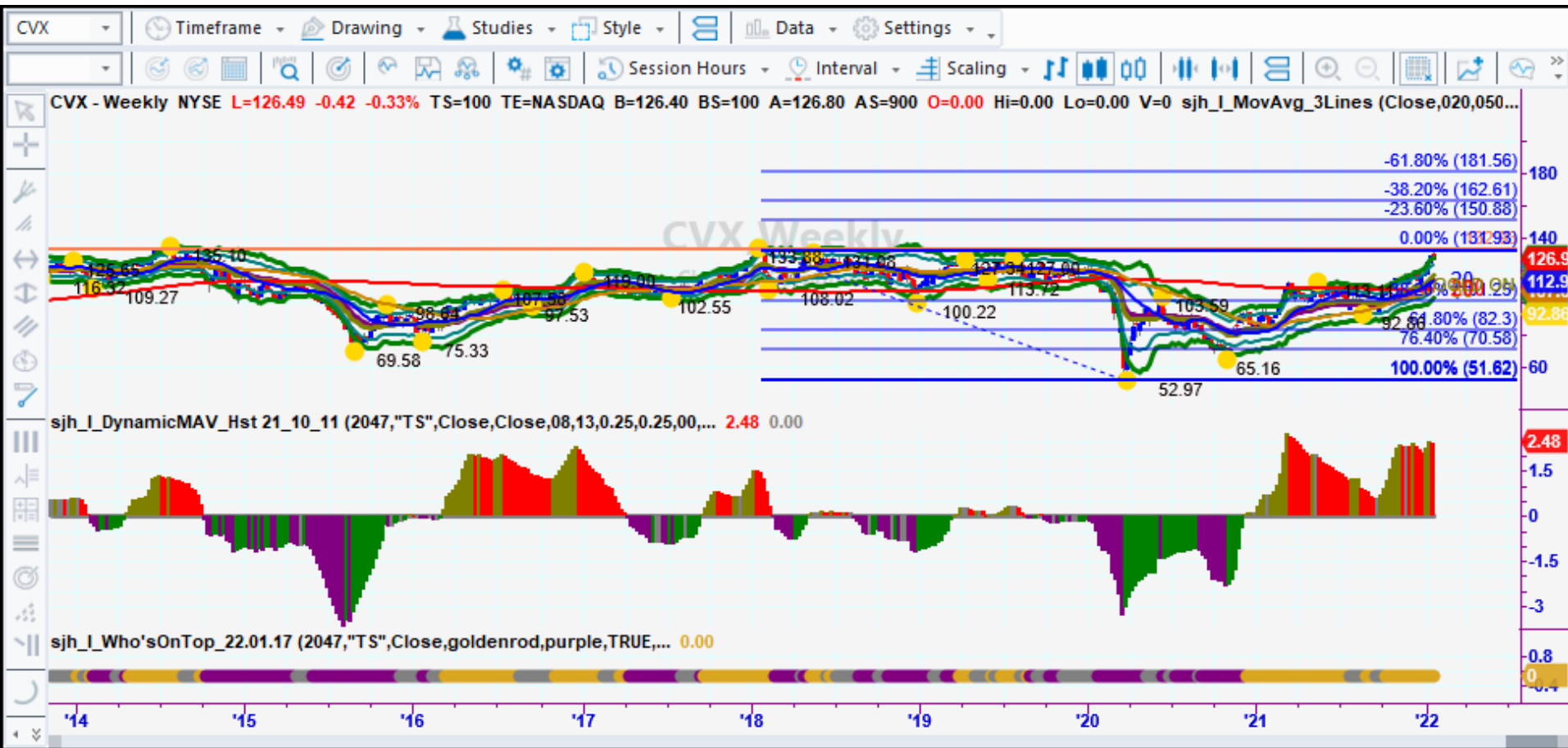
<https://vpai.us/sunnyharris>



CVX (Daily)

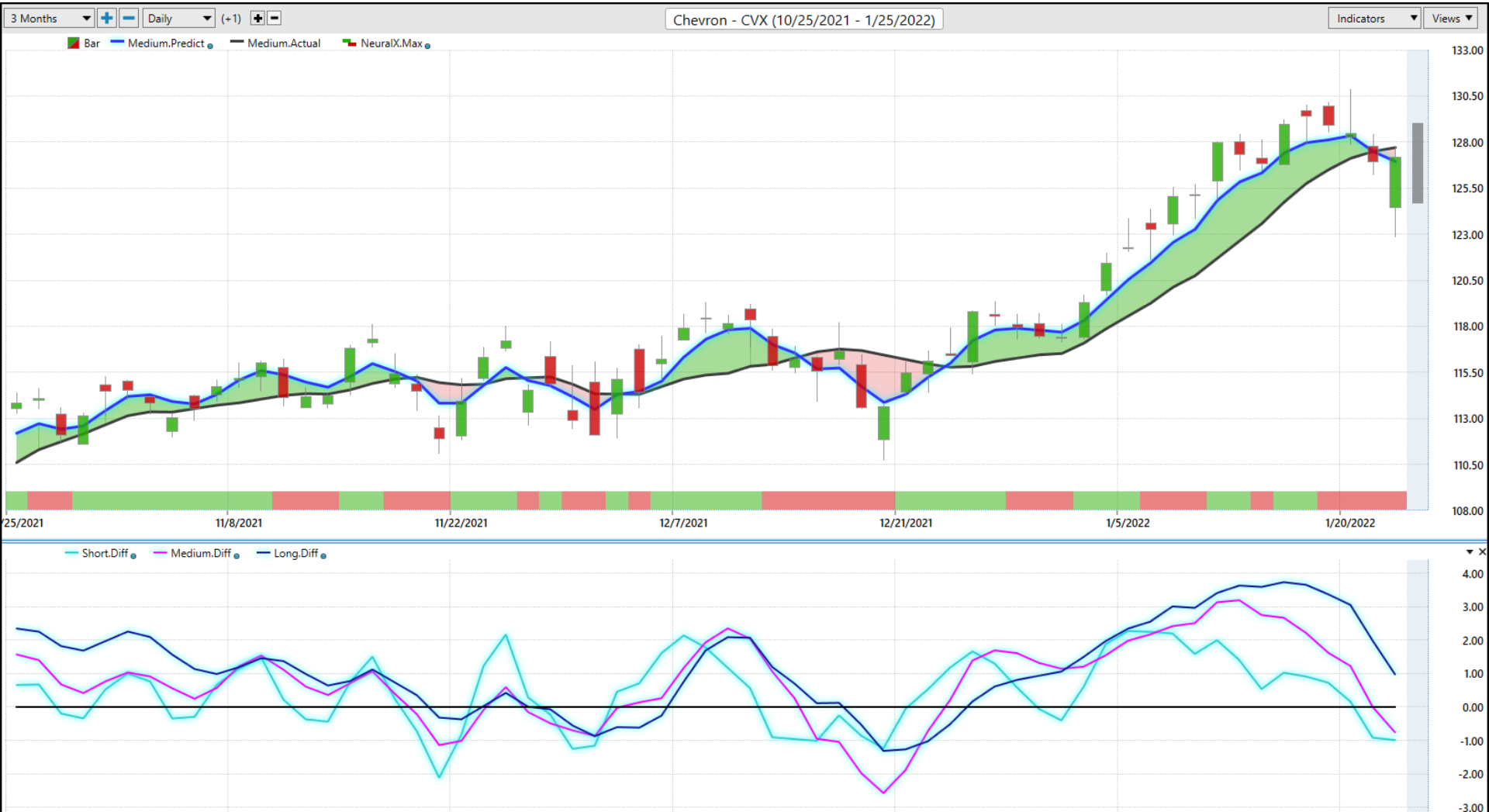


CVX (Weekly)

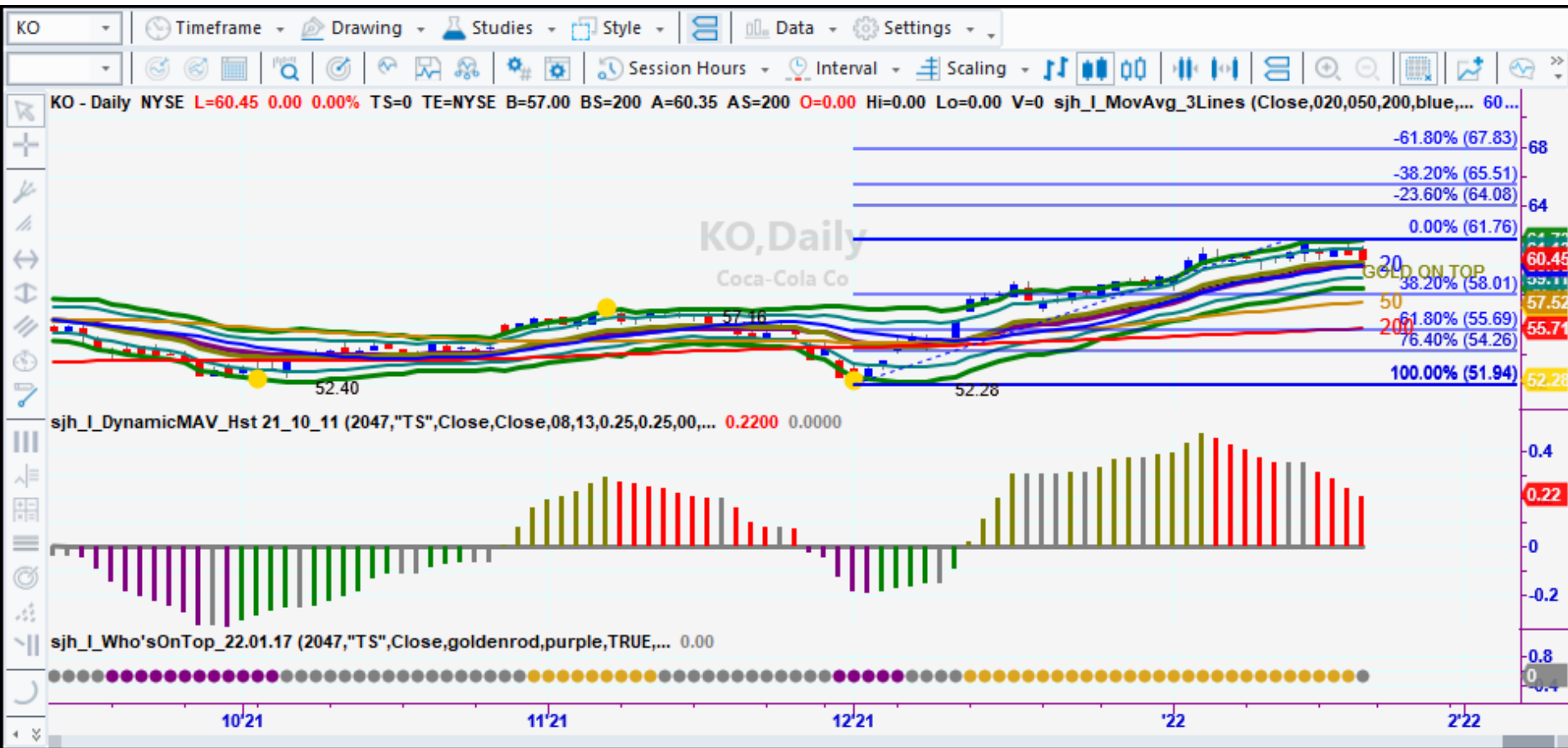


VP Prediction

<https://vpai.us/sunnyharris>



KO (Daily)

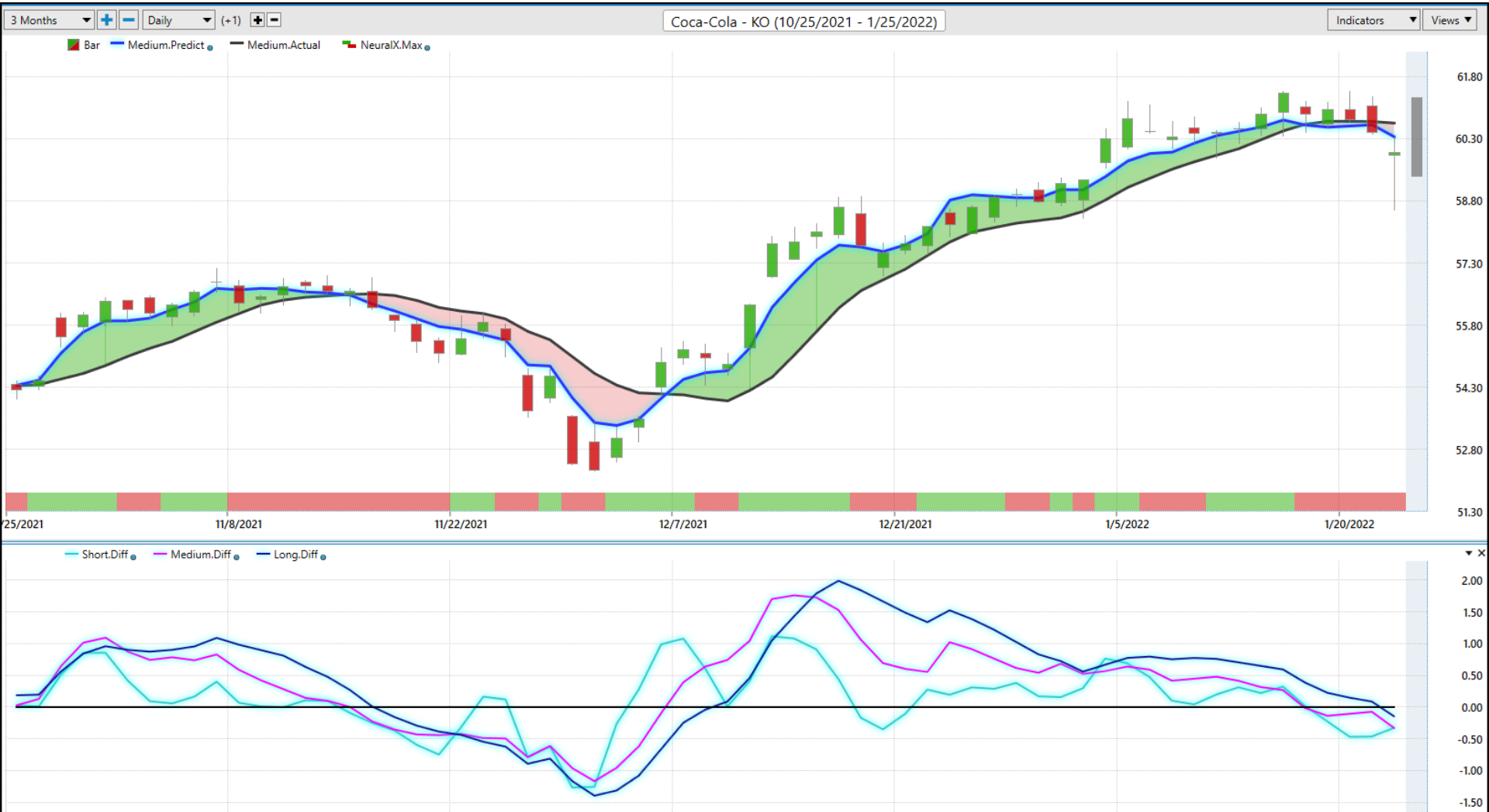


KO (Weekly)



VP Prediction

<https://vpai.us/sunnyharris>



MCD (Daily)

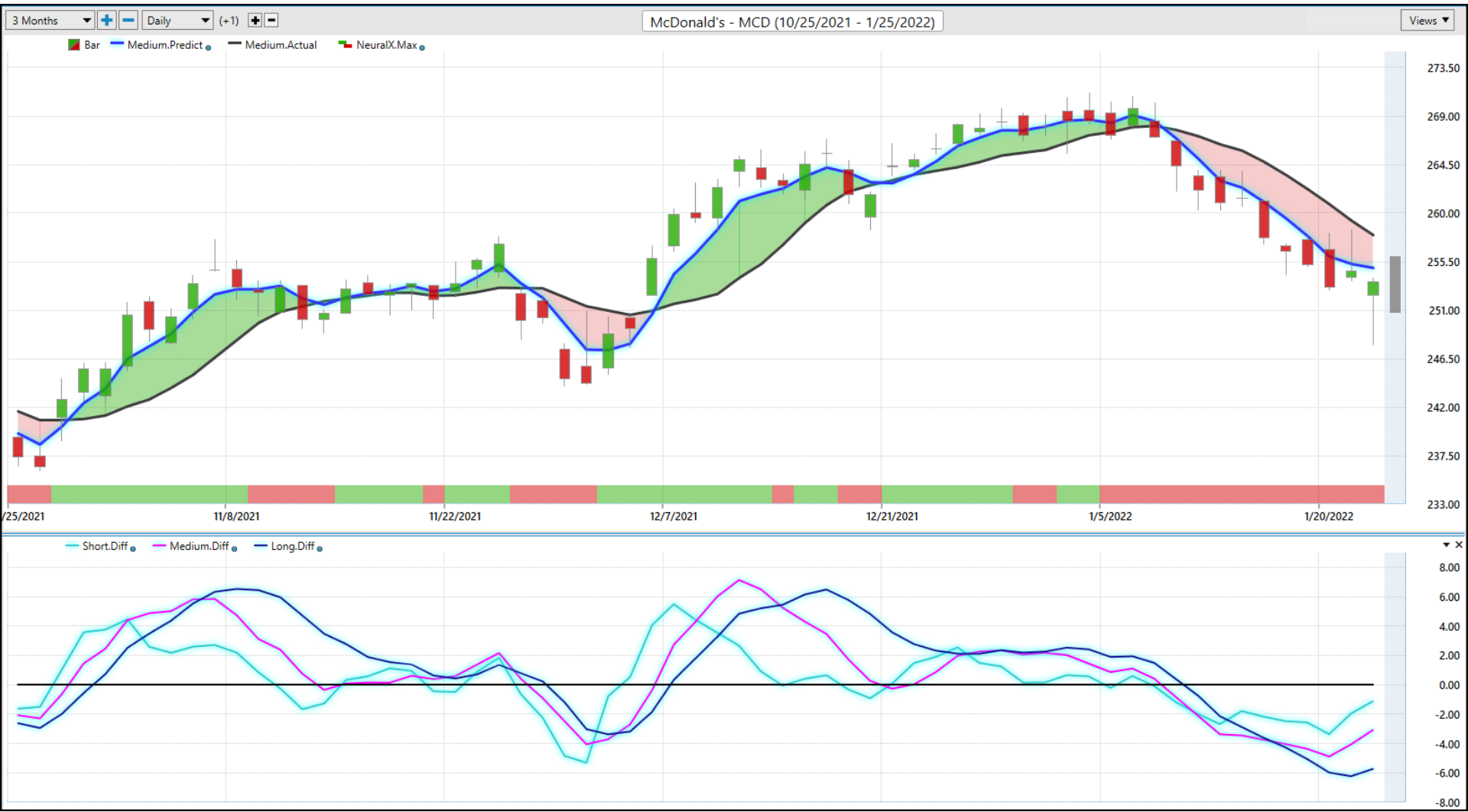


MCD (Weekly)

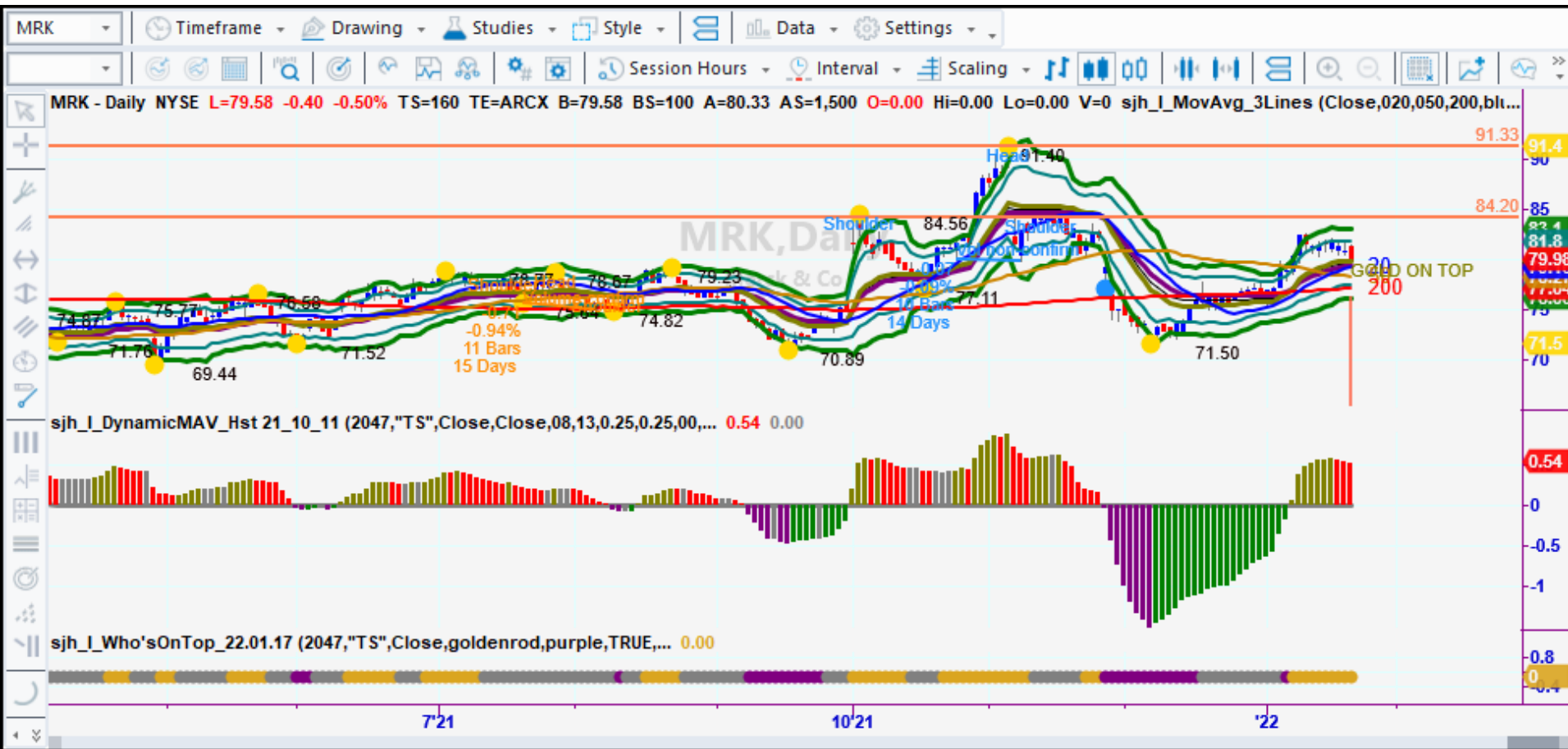


VP Prediction

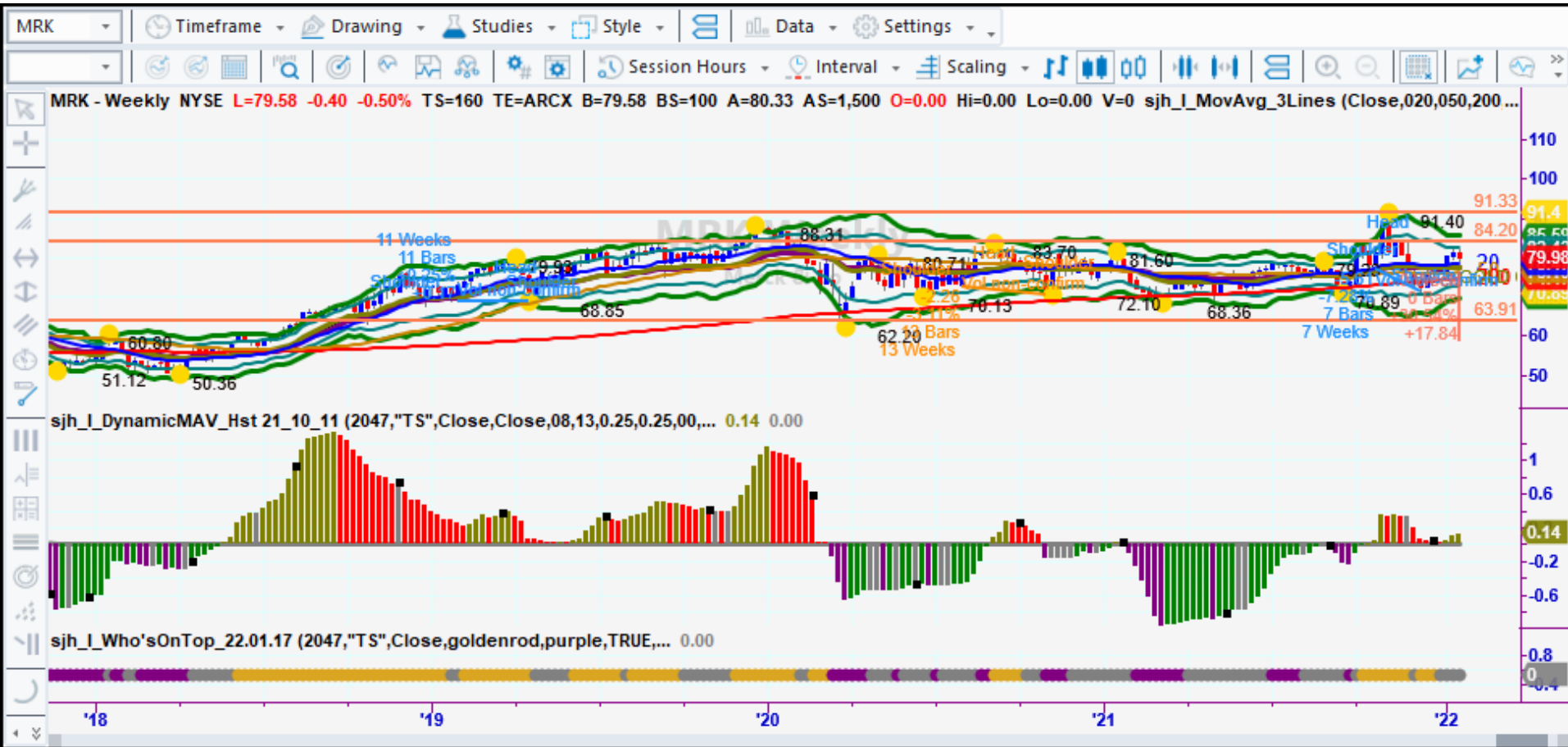
<https://vpai.us/sunnyharris>



MRK (Daily)

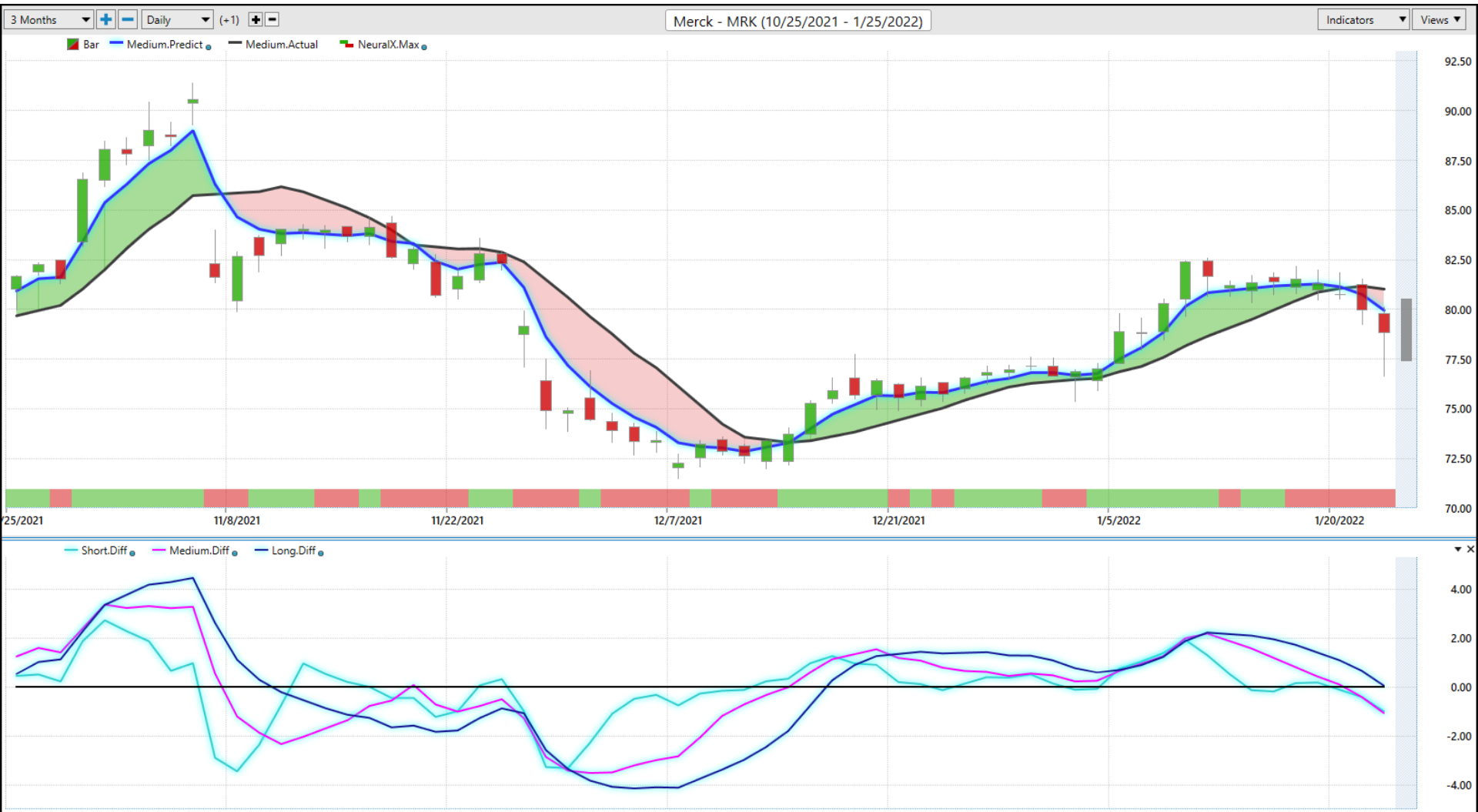


MRK (Weekly)



VP Prediction

<https://vpai.us/sunnyharris>



PG (Daily)

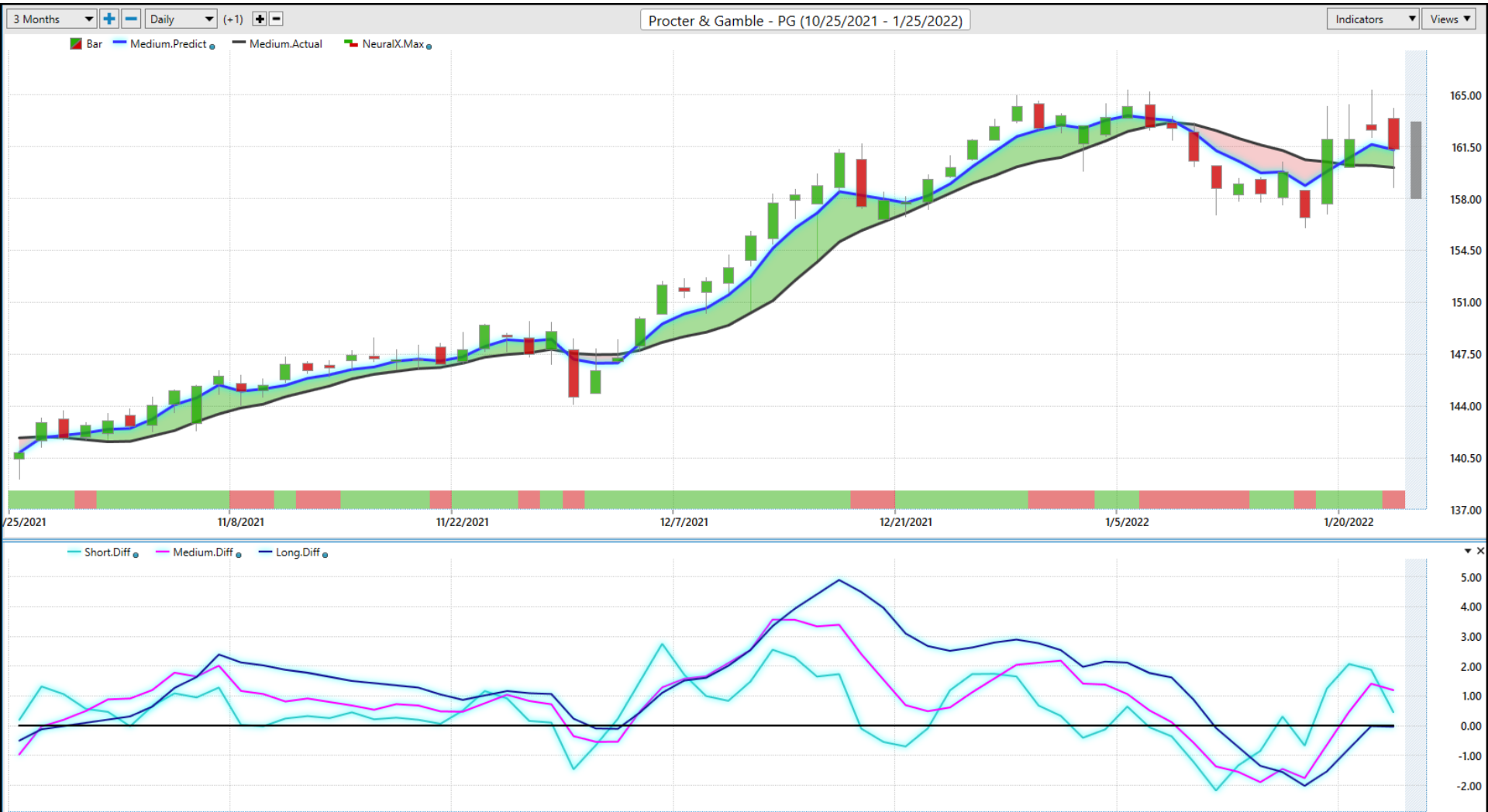


PG (Weekly)



VP Prediction

<https://vpai.us/sunnyharris>



Now Let's Do the Same Thing for ES

- ES is the eMini Contract of the S&P 500
 - Margin is \$11,880 today
- No one trades the “big boy” anymore
- It came into being Sept 9, 1997
- When it was active, I traded 20 contracts of the “big boy” at a time
- Margin was \$50,000 per contract
- It's not as recognizable as the Dow however
- But it's the Most Liquid commodity

eMini (@ES) Daily

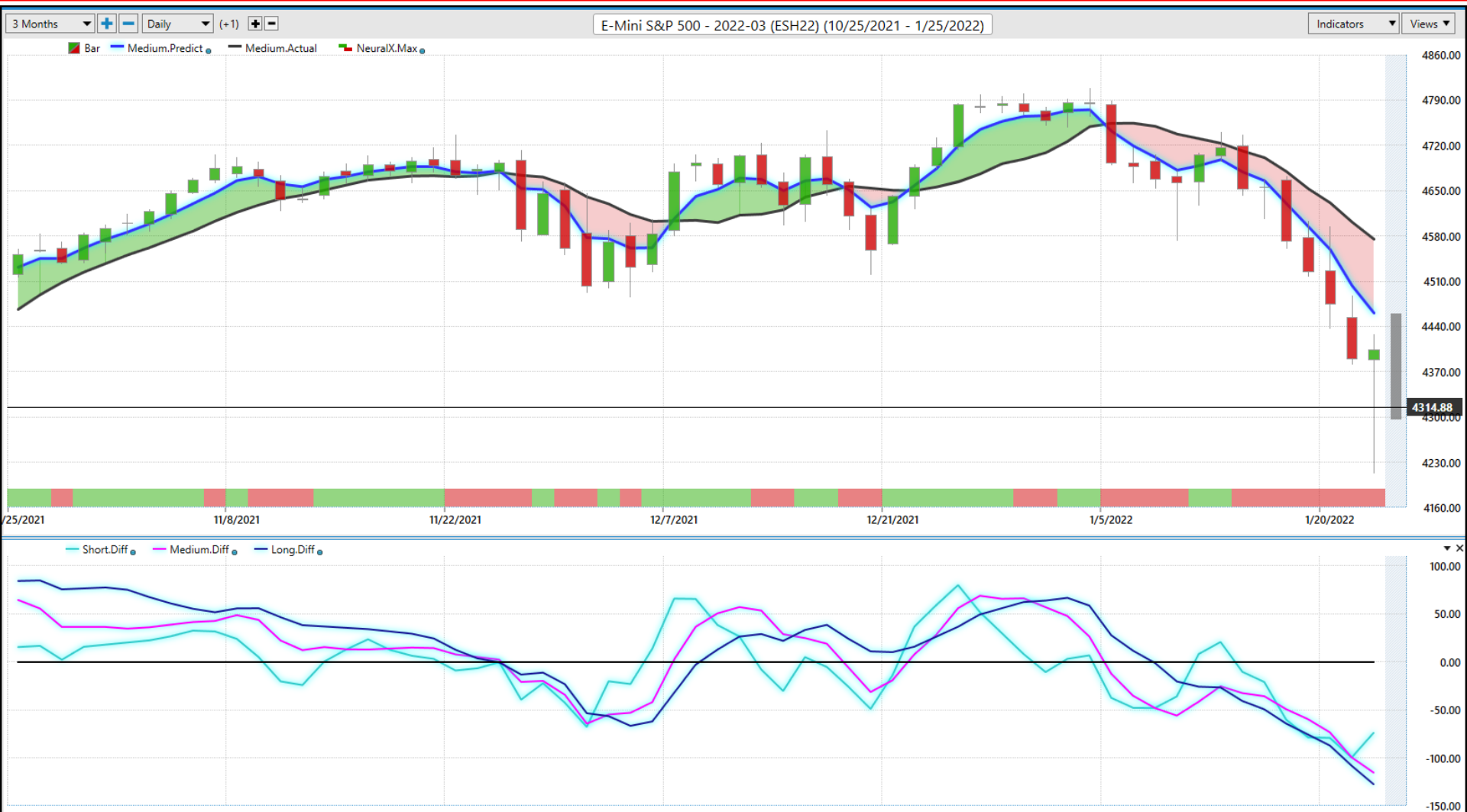


NASDAQ



VantagePoint Prediction

<https://vpai.us/sunnyharris>



That's all there is to it

- I look at the Attractors
- I look at VantagePoint Prediction
<https://vpai.us/sunnyharris>
- I study the DMA
- and the SunnyBands
- I trade the eMini on 1-min & 5-min charts
- I trade many times a day
- With equities, I buy and hold for weeks to months to years

(Help is on YouTube)

moneymentor.com
Education is NOT Expensive
Lack of Education IS!
Sunny J. Harris (760) 908-3070



moneymentor.com



Sunny J. Harris

96 subscribers

SUBSCRIBE

HOME

VIDEOS

PLAYLISTS

CHANNELS

ABOUT



Uploads

▶ PLAY ALL



Using MoneyMentor

6 views • 4 weeks ago



HowToFillOutMyForm

11 views • 1 month ago



ReceivingAndInstallingIndicat

106 views • 6 years ago



BingTicksVideo

165 views • 7 years ago



Some Days You Don't Win

153 views • 7 years ago



How to Overlay 2 Different Timeframes on One Chart

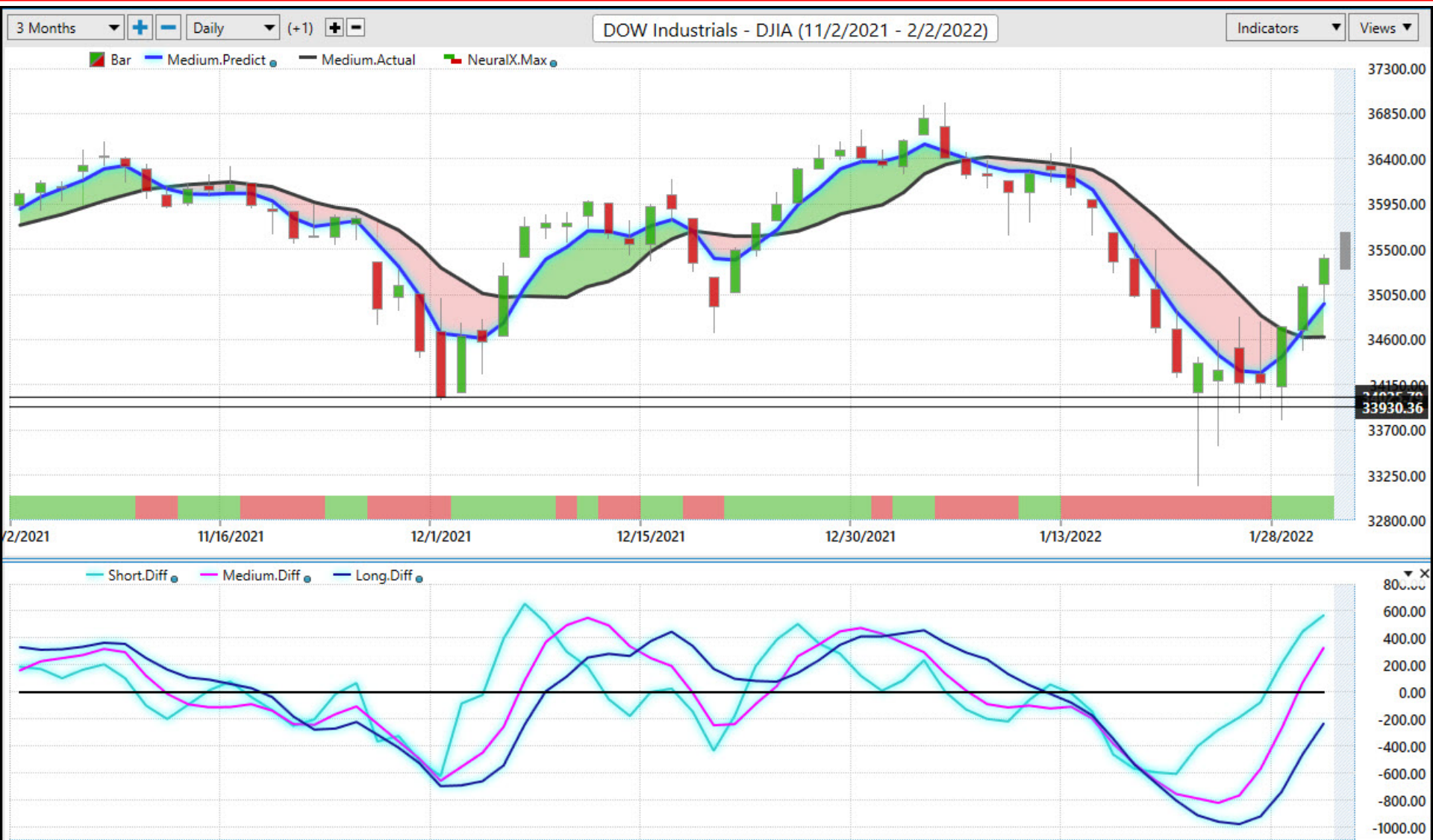
3K views • 7 years ago

CC

The Last Piece of the Puzzle

- Every night, before I put away my trading tools and go to bed,
- I consult [VantagePoint](#)-ai software to get a clue to where the market might go tomorrow
- The gray bar at the right on the VP Chart shows tomorrow's forecast

VantagePoint Prediction for Wednesday



The NEW MoneyMentor.com



Education is NOT Expensive;
Lack of Education IS!

760-908-3070 PST
sunny@moneymentor.com



[Home](#) [About](#) [Products & Services](#) [Books & Articles](#) [Resources](#) [Contact](#) [Membership](#) [Quips](#) [Sitemap](#)

Rated #1 Trader in the under \$10 million category by Stark Research 2 years in a row

Grow Your Trades & Investments

Learn Everything You Need to Become a Successful Trader/Investor Now!



Indicators & Strategies

We provide a wide range of software programmed by Sunny for her own trading. She makes these unique products available to help others in their quest for profits. The software includes indicators that make trading smooth and easy, and strategies that can even be automated to provide hands-off trading. [Click here for a full list, descriptions, sample charts and prices.](#) [BUY NOW.](#)



Consulting Services

Sunny has been programming for others and teaching others to trade almost as long as she has been trading. Helping struggling novice & intermediate traders over the hurdles is a passion of hers. Sunny has won awards for her teaching and consulting, being #1 in several categories. Sunny can teach you how to use [TradeStation](#), [MultiCharts](#) and [EasyLanguage](#) as well as [MetaStock](#), [TC2000](#), [VantagePoint](#), and more so you don't spend months struggling on your own. If you have a concept you want programmed, she can do it for you or teach you how to do it yourself. [BUY NOW.](#)

My Products

- The products I have programmed were all developed for my use in my own trading
- I make them available to you
- I show you exactly how I use them
- Look at [moneymentor.com/order_Form.html](https://www.moneymentor.com/order_Form.html)
- I don't hold anything back

http://www.moneymentor.com/order_Form.html

CONSULTING, COACHING & MENTORING

Ask all the questions you want; have Sunny lead you down the paths to success. After 30+ years of trading and research, she's been through it all. "Nothing teaches better and faster than making mistakes -- and I've made my share." Even so, **EDUCATION IS MUCH CHEAPER THAN DRAWDOWN!**

Click here to read our [Consulting flyer](#) or our [Education flyer](#). Click here to see what [other people say](#) about Sunny's products. Here's just one example: "It's been a pleasure working and meeting with you. Since our meeting the strategies have produced 10 positive trades in a row."

I only take **serious** students. If you are a tire kicker, not really ready to pursue a career of trading, kick somewhere else.

CONSULTING / MENTORING HOURLY: NOTE: Minimum charge: \$495; Minimum consulting time: 1 hour.

1 hour	1 hour OLD PRICE: \$865.00 NEW PRICE: \$495.00* (\$495.00 /hr)
5 hour package	5 hours OLD PRICE: \$4,030.00 NEW PRICE: \$2,227.50* (\$445.50 /hr)
10 hour package	10 hours OLD PRICE: \$7,815.00 NEW PRICE: \$3,960.00* (\$396.00 /hr)

NOTE: The more hours you buy, the less they cost. Look at the hourly equivalent for 10 hours versus 1 hour.

Consulting Options

1 hour (minimum) \$495.00 USD ▼

Add to Cart

CORRESPONDENCE COURSES:

"*Solving the Puzzle*" [click here](#) to view information about the course or more information [here](#).

Add to Cart

\$3,995 for 20 weeks of intense education w Sunny Harris

"*EasyLanguage Made Easy!*" [click here](#) to view information about the course

Add to Cart

\$3,995 for 20 weeks of intense education w Sunny Harris

Further Down

DYNAMIC MOVING AVERAGES

purchase
below

Indicator for Charting [View Chart](#)

Like no other, this indicator does a great job of avoiding most whipsaw. No other moving average accomplishes this.

purchase
below

DMA Histogram Indicator for RadarScreen [View Chart](#)

With this configuration, you can see the crossover values on any symbol as they form.

purchase
below

DMA Strategy [View Chart](#)

The beauty of this strategy is that, unlike so many others, this one avoids a significant portion of the whipsaw activity.

purchase
below

DMA_H Histogram for charting [View Chart](#) for TradeStation and MultiCharts:

This indicator highlights the speed of the change of the moving averages by showing them in gold and red for up moves, and green and purple for down moves. It is uncanny how quickly this indicator pegs market turns.

purchase
below

DMA_H Histogram for RadarScreen [View Chart](#) for TradeStation and MultiCharts:

This indicator highlights the speed of the change of the moving averages by showing them in gold and red for up moves, and green and purple for down moves. This indicator fills the cells with the associated colors for the DMA_H and gives you a Direction (Dir) that highlights whether the symbol is currently moving up (//), down (\\), up but has turned down (^) or down but has turned up (v). It is uncanny how quickly this indicator pegs market turns for all the symbols in your RadarScreen.

purchase
below

DMA Crossover Marker [View Chart](#) for TradeStation and MultiCharts:

Paints the Bar where the Dynamic Moving Average actually crosses over. Much easier to read the DMA visually!

Special Offer

- All you order before the end of this week: **20% off** all indicators & strategies
- My prices all Go Up March 1, 2022
- OR
- If you order before 02/16/2022: **10% off**
- That even includes consulting/mentoring time
- And if you want a free 7-day trial, call or email me: sunny@moneymentor.com or 760-908-3070.
- I'll need your CustomerNumber, Email & Phone

Questions?

- Let's take time to query the attendees to see if I can answer any questions before my time is up
- There is no such thing as a stupid question

Thank You!

- Dan for hosting the event
- I enjoyed talking with you!
- And, Audience, for your Attendance
- Here is my contact info:

Don't hesitate to call me

- Sunny J. Harris
- Skype: sunnyjharris
- Cell: 760-908-3070 (PST)
- Email: sunny@moneymentor.com
- <https://www.moneymentor.com>